

## CVTA AGENDA 09/26/25; ITEM B-2

### FY 2025 Annual Certifications

#### Central Virginia Transportation Authority

##### **BACKGROUND:**

The Central Virginia Transportation Authority issues 50% of all tax revenues collected back to the member localities in the CVTA footprint. As part of that distribution, the localities are required to annually certify that their expenditures were used for the purposes outlined in the Code of Virginia (§§ 33.2-3700). CVTA tracks these local uses of funds two ways – through an annual spending plan (Local Allocation Plan) and quarterly spending reports, both submitted by localities.

Subsection E of 33.2-3700 states: Each locality's share of the revenues returned pursuant to subdivision D 3 shall be the total of the taxes dedicated to the Fund that are generated or attributable to the locality divided by the total of such taxes dedicated to the Fund. Each locality shall create a separate, special fund in which all revenues received pursuant to subdivision D 3 shall be deposited. **Each locality shall annually provide to the Authority sufficient documentation, as required by the Authority, showing that the revenues distributed under subdivision D 3 were used for the purposes set forth therein.**

The attached information displays the year-end locality reporting of CVTA Local expenditures and the corresponding annual certification made by each locality that attests to the proper use of the funds as dictated by the Code of Virginia.

##### **Requested action:**

Approval of the FY 2025 Annual certification of local expenditures package.

**Central Virginia Transportation Authority  
Annual Certification of Expenditures  
Town of Ashland, Virginia**

Central Virginia Transportation Authority (CVTA) member jurisdictions and the Greater Richmond Transit Company (GRTC), which receive revenues from the Central Virginia Transportation Fund (Fund), must annually provide sufficient documentation as required by the CVTA showing that they used the revenues distributed to them under Chapter 37, Title 33.2 of the *Code of Virginia* (§ 33.2-3701) for the purposes set forth therein.

Fund revenues returned to member jurisdictions must be used to improve local mobility, which may include construction, maintenance, or expansion of roads, sidewalks, trails, mobility services, or transit located in the locality.

Fund revenues distributed to GRTC must be used to provide transit and mobility services in Planning District 15.

The Town of Ashland, Virginia, has submitted documentation sufficient to meet the requirements of Chapter 37, Title 33.2 of the Code of Virginia (§ 33.2-3701), including its spending plans, quarterly reports to the CVTA, and this Annual Certification Report.

Pursuant to and in compliance with these requirements and in conjunction with the documentation submitted as part of this Annual Certification, I hereby certify, on behalf of the Town of Ashland, Virginia, that all revenues distributed to the Town of Ashland, Virginia, from the Fund were used in compliance with the applicable provisions of Chapter 37, Title 33.2 of the *Code of Virginia* (§ 33.2-3701) as shown by the submitted documentation.

  
\_\_\_\_\_  
Chief Administrative Officer

Date: 7/7/2025

**Central Virginia Transportation Authority**  
**Annual Certification of Expenditures – Fiscal Year 2025**  
**Charles City County**

Central Virginia Transportation Authority (CVTA) member jurisdictions and the Greater Richmond Transit Company (GRTC), which receive revenues from the Central Virginia Transportation Fund (Fund), must annually provide sufficient documentation as required by the CVTA showing that they used the revenues distributed to them under Chapter 37, Title 33.2 of the *Code of Virginia* (§ 33.2-3701) for the purposes set forth therein.

Fund revenues returned to member jurisdictions must be used to improve local mobility, which may include construction, maintenance, or expansion of roads, sidewalks, trails, mobility services, or transit located in the locality.

Fund revenues distributed to GRTC must be used to provide transit and mobility services in Planning District 15.

Charles City County has submitted documentation sufficient to meet the requirements of Chapter 37, Title 33.2 of the *Code of Virginia* (§ 33.2-3701), including its spending plans, quarterly reports to the CVTA, and this Annual Certification Report.

Pursuant to and in compliance with these requirements and in conjunction with the documentation submitted as part of this Annual Certification, I hereby certify, on behalf of Charles City County that all revenues distributed to Charles City County from the Fund were used in compliance with the applicable provisions of Chapter 37, Title 33.2 of the *Code of Virginia* (§ 33.2-3701) as shown by the submitted documentation.

Keith C. Rogers, Jr.

Date: 9/16/25

Keith C. Rogers, Jr.  
County Administrator

**Central Virginia Transportation Authority**  
**Annual Certification of Expenditures – Fiscal Year 2025**  
**Chesterfield County**

Central Virginia Transportation Authority (CVTA) member jurisdictions and the Greater Richmond Transit Company (GRTC), which receive revenues from the Central Virginia Transportation Fund (Fund), must annually provide sufficient documentation as required by the CVTA showing that they used the revenues distributed to them under Chapter 37, Title 33.2 of the *Code of Virginia* (§ 33.2-3701) for the purposes set forth therein.

Fund revenues returned to member jurisdictions must be used to improve local mobility, which may include construction, maintenance, or expansion of roads, sidewalks, trails, mobility services, or transit located in the locality.

Fund revenues distributed to GRTC must be used to provide transit and mobility services in Planning District 15.

Chesterfield County has submitted documentation sufficient to meet the requirements of Chapter 37, Title 33.2 of the *Code of Virginia* (§ 33.2-3701), including its spending plans, quarterly reports to the CVTA, and this Annual Certification Report.

Pursuant to and in compliance with these requirements and in conjunction with the documentation submitted as part of this Annual Certification, I hereby certify, on behalf of Chesterfield County that all revenues distributed to Chesterfield County from the Fund were used in compliance with the applicable provisions of Chapter 37, Title 33.2 of the *Code of Virginia* (§ 33.2-3701) as shown by the submitted documentation.



\_\_\_\_\_

Date: 07/22/25

County Administrator

**Central Virginia Transportation Authority**  
**Annual Certification of Expenditures – Fiscal Year 2025**  
**Goochland County**

Central Virginia Transportation Authority (CVTA) member jurisdictions and the Greater Richmond Transit Company (GRTC), which receive revenues from the Central Virginia Transportation Fund (Fund), must annually provide sufficient documentation as required by the CVTA showing that they used the revenues distributed to them under Chapter 37, Title 33.2 of the *Code of Virginia* (§ 33.2-3701) for the purposes set forth therein.

Fund revenues returned to member jurisdictions must be used to improve local mobility, which may include construction, maintenance, or expansion of roads, sidewalks, trails, mobility services, or transit located in the locality.

Fund revenues distributed to GRTC must be used to provide transit and mobility services in Planning District 15.

Goochland County has submitted documentation sufficient to meet the requirements of Chapter 37, Title 33.2 of the *Code of Virginia* (§ 33.2-3701), including its spending plans, quarterly reports to the CVTA, and this Annual Certification Report.

Pursuant to and in compliance with these requirements and in conjunction with the documentation submitted as part of this Annual Certification, I hereby certify, on behalf of Goochland County that all revenues distributed to Goochland County from the Fund were used in compliance with the applicable provisions of Chapter 37, Title 33.2 of the *Code of Virginia* (§ 33.2-3701) as shown by the submitted documentation.

  
\_\_\_\_\_

Dr. Jeremy Raley  
County Administrator

Date: 9/5/25

**Central Virginia Transportation Authority  
Annual Certification of Expenditures (FY 25)  
Hanover County**


Central Virginia Transportation Authority (CVTA) member jurisdictions and the Greater Richmond Transit Company (GRTC), which receive revenues from the Central Virginia Transportation Fund (Fund), must annually provide sufficient documentation as required by the CVTA showing that they used the revenues distributed to them under Chapter 37, Title 33.2 of the *Code of Virginia* (§ 33.2-3701) for the purposes set forth therein.

Fund revenues returned to member jurisdictions must be used to improve local mobility, which may include construction, maintenance, or expansion of roads, sidewalks, trails, mobility services, or transit located in the locality.

Fund revenues distributed to GRTC must be used to provide transit and mobility services in Planning District 15.

Hanover County has submitted documentation to the CVTA sufficient to meet the requirements of Chapter 37, Title 33.2 of the *Code of Virginia* (§ 33.2-3701), including its spending plans, quarterly reports, and this Annual Certification of Expenditures.

Pursuant to and in compliance with these requirements and in conjunction with the documentation submitted as part of this Annual Certification for FY 25, I hereby certify, on behalf of Hanover County that all revenues distributed to Hanover County from the Fund were used in compliance with the applicable provisions of Chapter 37, Title 33.2 of the *Code of Virginia* (§ 33.2-3701) as shown by the submitted documentation.



\_\_\_\_\_  
Chief Elected Officer or Chief Administrative Officer

Date: 8/12/2025

**Central Virginia Transportation Authority**  
**Annual Certification of Expenditures – Fiscal Year 2025**  
**County of Henrico**

Central Virginia Transportation Authority (CVTA) member jurisdictions and the Greater Richmond Transit Company (GRTC), which receive revenues from the Central Virginia Transportation Fund (Fund), must annually provide sufficient documentation as required by the CVTA showing that they used the revenues distributed to them under Chapter 37, Title 33.2 of the *Code of Virginia* (§ 33.2-3701) for the purposes set forth therein.

Fund revenues returned to member jurisdictions must be used to improve local mobility, which may include construction, maintenance, or expansion of roads, sidewalks, trails, mobility services, or transit located in the locality.

Fund revenues distributed to GRTC must be used to provide transit and mobility services in Planning District 15.

County of Henrico has submitted documentation sufficient to meet the requirements of Chapter 37, Title 33.2 of the *Code of Virginia* (§ 33.2-3701), including its spending plans, quarterly reports to the CVTA, and this Annual Certification Report.

Pursuant to and in compliance with these requirements and in conjunction with the documentation submitted as part of this Annual Certification, I hereby certify, on behalf of County of Henrico that all revenues distributed to the County from the Fund were used in compliance with the applicable provisions of Chapter 37, Title 33.2 of the *Code of Virginia* (§ 33.2-3701) as shown by the submitted documentation.



John A. Vithoukas  
Henrico County Manager

Date: 9-10-2025

**APPROVED AS TO FORM**

  
\_\_\_\_\_  
COUNTY ATTORNEY

**Central Virginia Transportation Authority  
Annual Certification of Expenditures – Fiscal Year 2025**

**County of New Kent, Virginia**

Central Virginia Transportation Authority (CVTA) member jurisdictions and the Greater Richmond Transit Company (GRTC), which receive revenues from the Central Virginia Transportation Fund (Fund), must annually provide sufficient documentation as required by the CVTA showing that they used the revenues distributed to them under Chapter 37, Title 33.2 of the *Code of Virginia* (§ 33.2-3701) for the purposes set forth therein.

Fund revenues returned to member jurisdictions must be used to improve local mobility, which may include construction, maintenance, or expansion of roads, sidewalks, trails, mobility services, or transit located in the locality.

Fund revenues distributed to GRTC must be used to provide transit and mobility services in Planning District 15.

New Kent County has submitted documentation sufficient to meet the requirements of Chapter 37, Title 33.2 of the *Code of Virginia* (§ 33.2-3701), including its spending plans, quarterly reports to the CVTA, and this Annual Certification Report.

Pursuant to and in compliance with these requirements and in conjunction with the documentation submitted as part of this Annual Certification, I hereby certify, on behalf of New Kent County that all revenues distributed to New Kent County from the Fund were used in compliance with the applicable provisions of Chapter 37, Title 33.2 of the *Code of Virginia* (§ 33.2-3701) as shown by the submitted documentation.

  
\_\_\_\_\_

Date: 8-27-2025

Chief Elected Officer or Chief Administrative Officer

**Central Virginia Transportation Authority**  
**Annual Certification of Expenditures – Fiscal Year 2025**  
**Powhatan County**


Central Virginia Transportation Authority (CVTA) member jurisdictions and the Greater Richmond Transit Company (GRTC), which receive revenues from the Central Virginia Transportation Fund (Fund), must annually provide sufficient documentation as required by the CVTA showing that they used the revenues distributed to them under Chapter 37, Title 33.2 of the *Code of Virginia* (§ 33.2-3701) for the purposes set forth therein.

Fund revenues returned to member jurisdictions must be used to improve local mobility, which may include construction, maintenance, or expansion of roads, sidewalks, trails, mobility services, or transit located in the locality.

Fund revenues distributed to GRTC must be used to provide transit and mobility services in Planning District 15.

Powhatan County has submitted documentation sufficient to meet the requirements of Chapter 37, Title 33.2 of the *Code of Virginia* (§ 33.2-3701), including its spending plans, quarterly reports to the CVTA, and this Annual Certification Report.

Pursuant to and in compliance with these requirements and in conjunction with the documentation submitted as part of this Annual Certification, I hereby certify, on behalf of Powhatan County that all revenues distributed to Powhatan County from the Fund were used in compliance with the applicable provisions of Chapter 37, Title 33.2 of the *Code of Virginia* (§ 33.2-3701) as shown by the submitted documentation.

  
\_\_\_\_\_  
County Administrator  
Powhatan, Virginia

Date: 8/25/25

**Central Virginia Transportation Authority**  
**Annual Certification of Expenditures – Fiscal Year 2025**  
**Richmond, VA**


Central Virginia Transportation Authority (CVTA) member jurisdictions and the Greater Richmond Transit Company (GRTC), which receive revenues from the Central Virginia Transportation Fund (Fund), must annually provide sufficient documentation as required by the CVTA showing that they used the revenues distributed to them under Chapter 37, Title 33.2 of the *Code of Virginia* (§ 33.2-370.1) for the purposes set forth therein.

Fund revenues returned to member jurisdictions must be used to improve local mobility, which may include construction, maintenance, or expansion of roads, sidewalks, trails, mobility services, or transit located in the locality.

Fund revenues distributed to GRTC must be used to provide transit and mobility services in Planning District 15.

The City of Richmond, VA has submitted documentation sufficient to meet the requirements of Chapter 37, Title 33.2 of the *Code of Virginia* (§ 33.2-370.1), including its spending plans, quarterly reports to the CVTA, and this Annual Certification Report.

Pursuant to and in compliance with these requirements and in conjunction with the documentation submitted as part of this Annual Certification, I hereby certify, on behalf of the City of Richmond, VA that all revenues distributed to the City of Richmond, VA from the Fund were used in compliance with the applicable provisions of Chapter 37, Title 33.2 of the *Code of Virginia* (§ 33.2-370.1) as shown by the submitted documentation.



Date: 09/10/2025

\_\_\_\_\_  
Odie Donald, II  
Chief Administrative Officer

Jurisdiction	UPC (or NA)	Status	Project Name	Project Detail	Funding Source	CVTA (Local) Appropriations (FY 21 - 34)	FY 21 CVTA (Local) Expenditures	FY 22 CVTA (Local) Expenditures	FY 23 CVTA (Local) Expenditures	FY 24 CVTA (Local) Expenditures	FY 25				FY 25 CVTA (Local) Expenditures	LTD CVTA (Local) Expenditures
											Q1	Q2	Q3	Q4		
Ashland	NA	PENDING	Vaughan Road Overpass	Grade separated crossing at Vaughan Road and Archie Cannon. Leveraging funds	CVTA	\$ 300,000	\$ -	\$ -	\$ -	\$ -	\$ -	\$ -	\$ -	\$ -	\$ -	\$ -
Ashland	NA	PENDING	Economic Development Road Improvements	Construct various improvements to support economic development	CVTA	\$ 200,000	\$ -	\$ -	\$ -	\$ -	\$ -	\$ -	\$ -	\$ -	\$ -	\$ -
Ashland	NA	PENDING	England Street Streetscape	Engineering and construction of streetscape improvements	CVTA	\$ 60,000	\$ -	\$ -	\$ -	\$ -	\$ -	\$ -	\$ -	\$ -	\$ -	\$ -
Ashland	NA	ACTIVE	Engineering / Paving requirements by VDOT		CVTA	\$ 300,000	\$ -	\$ -	\$ -	\$ -	\$ -	\$ 257,361	\$ -	\$ -	\$ 257,361	\$ 257,361
Charles City	NA	ACTIVE	Transportation Planning	Salaried Hours - transportation	CVTA	\$ -	\$ -	\$ -	\$ 61,325	\$ -	\$ 18,554	\$ 17,797	\$ 16,734	\$ 8,858	\$ 61,943	\$ 123,268
Chesterfield	N/A		Unallocated Funds	Unallocated Funds	CVTA Local, Local	\$ 3,334,405	\$ -	\$ -	\$ -	\$ -	\$ -	\$ -	\$ -	\$ -	\$ -	\$ -
Chesterfield	107088	ACTIVE	Nash Extended	Extend Nash Road between Beach Road and Route 10	State, CVTA Bond, CVTA Local, Local	\$ 566,614	\$ 19,499	\$ 277,377	\$ -	\$ 1,413,312	\$ -	\$ -	\$ (1,362,473)	\$ -	\$ (1,362,473)	\$ 347,715
Chesterfield	112974	ACTIVE	Woolridge Road Extended	Construct an extension of Woolridge Road between Route 288 and Old Hundred Road	State, CVTA Regional, CVTA Bond, CVTA Local, Local	\$ 358,052	\$ 15,277	\$ 342,776	\$ -	\$ -	\$ -	\$ -	\$ -	\$ -	\$ -	\$ 358,053
Chesterfield	N/A	COMPLETE	Otterdale Widening	Widen Otterdale Road from Route 360 to Woolridge Road	CVTA Local, Local	\$ 5,927,464	\$ -	\$ -	\$ 5,927,464	\$ -	\$ -	\$ -	\$ -	\$ -	\$ -	\$ 5,927,464
Chesterfield	N/A	COMPLETE	Otterdale Drainage	Otterdale road drainage improvements at Horsepen Creek, Blackman Creek and Otterdale Branch crossings.	CVTA Local, Local	\$ 1,400,000	\$ -	\$ -	\$ -	\$ 722,652	\$ -	\$ 47,740	\$ -	\$ -	\$ 47,740	\$ 770,392
Chesterfield	N/A	ACTIVE	Woolridge Road (Watermill - Genito) Widening	Improve the intersection of Woolridge Road and Watermill Parkway and widen Woolridge Road to a four-lane roadway between Watermill Parkway and Genito Road.	CVTA Bond, CVTA Local	\$ 1,450,000	\$ 27,792	\$ -	\$ 995,393	\$ 393,366	\$ -	\$ -	\$ (55,073)	\$ -	\$ (55,073)	\$ 1,361,478
Chesterfield	N/A	ACTIVE	Powwhite Ext Phase 1	Extend Powwhite Parkway to Woolridge Road. Interchanges are proposed at Charter Colony Parkway and Woolridge Road, with overpasses proposed at Brandermill Parkway and Watermill Parkway.	CVTA Regional, CVTA Bond, CVTA Local, Local	\$ 86,138,122	\$ 181,335	\$ 1,070,604	\$ 641,016	\$ 68,653	\$ -	\$ -	\$ (33,369)	\$ -	\$ (33,369)	\$ 1,928,239
Chesterfield	N/A	ACTIVE	Centralia Road/Old Wrexham Road Roundabout	Construct improvements at the intersection of Centralia Road and Old Wrexham Road.	CVTA Bond, CVTA Local	\$ 300,000	\$ -	\$ 131,401	\$ 82,882	\$ 31,496	\$ -	\$ -	\$ (24,331)	\$ -	\$ (24,331)	\$ 221,448
Chesterfield	N/A	ACTIVE	Route 10 (Rt. 288- Courthouse) Weave Mitigation & Study	Construct operational and safety improvements on Route 10 from Route 288 to Courthouse Road.	CVTA Bond, CVTA Local	\$ 663,500	\$ -	\$ 181,915	\$ 217,491	\$ 239,080	\$ -	\$ 10,163	\$ (196,375)	\$ 3,637	\$ (182,575)	\$ 455,911
Chesterfield	N/A	ACTIVE	I-95/Willis Road Interchange - PE Only	Design interchange improvements at I-95 and Willis Road	CVTA Local	\$ 2,000,000	\$ -	\$ 736,727	\$ 94,734	\$ 15,268	\$ -	\$ -	\$ -	\$ 53,968	\$ 53,968	\$ 900,697
Chesterfield	N/A	ACTIVE	360 at Turner Rd Ped Improvement	Construct pedestrian improvements along the Route 360 corridor between Turner Road and Wayside Drive.	CVTA Local	\$ 2,400,000	\$ -	\$ -	\$ -	\$ 51,635	\$ -	\$ 11,130	\$ 1,388	\$ 24,078	\$ 36,596	\$ 88,231
Chesterfield	N/A	ACTIVE	Rt 60 Village Enhancement	Design bicycle and pedestrian improvements and access management improvements along Route 60 from Old Otterdale Road to Woolridge Road Corridor.	CVTA Bond, CVTA Local	\$ 3,000,000	\$ -	\$ -	\$ -	\$ 10,788	\$ -	\$ -	\$ (10,788)	\$ -	\$ (10,788)	\$ -
Chesterfield	N/A *	ACTIVE	CVTA BOND DEBT SERVICE	To fund transportation related projects, such as those listed below, per the terms of the bond agreement.	CVTA Bond			\$ -	\$ -	\$ -	\$ -	\$ 3,619,705	\$ 6,931,350	\$ -	\$ 10,551,055	\$ 10,551,055
Chesterfield	125529 *	ACTIVE	Center Pointe Parkway Extension	Extend Center Pointe Parkway from the current dead end at Tomahawk Creek Road to a new intersection at Old Hundred Road.	CVTA Bond, Local											
Chesterfield	107088 *	ACTIVE	Nash Road Extended	Extend Nash Road between Beach Road and Route 10	State, CVTA Bond, CVTA Local, Local											
Chesterfield	112974 *	ACTIVE	Woolridge Road Extended	Construct an extension of Woolridge Road between Route 288 and Old Hundred Road	State, CVTA Regional, CVTA Bond, CVTA Local, Local											

Jurisdiction	UPC (or NA)	Status	Project Name	Project Detail	Funding Source	CVTA (Local) Appropriations (FY 21 - 34)	FY 21 CVTA (Local) Expenditures	FY 22 CVTA (Local) Expenditures	FY 23 CVTA (Local) Expenditures	FY 24 CVTA (Local) Expenditures	FY 25				FY 25 CVTA (Local) Expenditures	LTD CVTA (Local) Expenditures
											Q1	Q2	Q3	Q4		
Chesterfield	N/A *	ACTIVE	Otterdale Road Drainage at Swift Creek	Construct a roadway drainage improvement project to alleviate the flooding currently experienced at the two Otterdale Road crossings at Swift Creek.	CVTA Bond											
Chesterfield	N/A *	ACTIVE	Woolridge Road (Watermill - Genito) Widening	Improve the intersection of Woolridge Road and Watermill Parkway and widen Woolridge Road to a four-lane roadway between Watermill Parkway and Genito Road.	CVTA Bond, CVTA Local											
Chesterfield	N/A *	ACTIVE	Powwhite Ext Phase I	Extend Powwhite Parkway to Woolridge Road. Interchanges are proposed at Charter Colony Parkway and Woolridge Road, with overpasses proposed at Brandermill Parkway and Watermill Parkway.	CVTA Regional, CVTA Bond, CVTA Local, Local											
Chesterfield	122800 *	ACTIVE	Powwhite Ext Phase II	NEPA (National Environmental Policy Act) study	CVTA Bond, Local											
Chesterfield	N/A *	ACTIVE	Courthouse Road Extension	Extend Courthouse Road from the current terminus at Lloyd C. Bird High School and connect to Salem Church Road.												
Chesterfield	N/A *	ACTIVE	Route 360 Widening (Woodlake Pky to Otterdale Rd)	Widen Route 360 to three travel lanes, from Woodlake Village Parkway to Otterdale Road, in both directions.	CVTA Regional, CVTA Bond, CVTA Local											
Chesterfield	N/A *	ACTIVE	Upper Mag East North/South Connector Road	Build infrastructure supporting the new Western Area school campus.	CVTA Bond, Local											
Chesterfield	N/A *	ACTIVE	Bond Cash Flow Spend Down Projects	Bond funds allocated to other projects to meet cash flow and the terms of the bond.	State, CVTA Bond, Local											
Goochland	NA	ACTIVE	Rockville Rd Concepts	Concepts for a road realignment	CVTA	\$ 2,833	\$ -	\$ -	\$ -	\$ 34,000	\$ -	\$ -	\$ -	\$ -	\$ -	\$ 34,000
Goochland	NA	ACTIVE	Transportation Project Priority Update	Development of county priority list	CVTA	\$ 42,518	\$ -	\$ -	\$ -	\$ -	\$ 6,803	\$ -	\$ -	\$ 25,086	\$ 31,889	\$ 31,889
Goochland	NA	ACTIVE	Smart Scale Application Assistance	Preparation of one additional application for Smart Scale Round 6	CVTA	\$ 4,000	\$ -	\$ -	\$ -	\$ 167,557	\$ 4,000	\$ -	\$ -	\$ -	\$ 4,000	\$ 171,557
Goochland	NA	ACTIVE	Rte 522 Crosswalk Study	Midblock crosswalk study for access to farmer's market	CVTA	\$ 4,633	\$ -	\$ -	\$ -	\$ 12,620	\$ 461	\$ -	\$ -	\$ 809	\$ 1,270	\$ 13,890
Goochland	NA	ACTIVE	Bulldog Way Improvements	Road improvements associated with new elementary school	Multiple	\$ 2,000,000	\$ -	\$ -	\$ -	\$ -	\$ 909,902	\$ -	\$ -	\$ -	\$ 909,902	\$ 909,902
Goochland	NA	ACTIVE	Fairground Rd/Maidens Rd Roundabout	Single lane roundabout	Multiple	\$ 2,000,000	\$ -	\$ -	\$ -	\$ -	\$ -	\$ -	\$ -	\$ -	\$ -	\$ -
Goochland	NA	ACTIVE	Ashland Road IAR Technical Assistance	Waterline realignment concepts	Multiple	\$ 15,545	\$ -	\$ -	\$ -	\$ -	\$ 1,593	\$ -	\$ -	\$ -	\$ 1,593	\$ 1,593
Hanover	13551	ACTIVE	Rt. 360 / Lee Davis Rd	Widen Rt. 360 from 4 to 8 lanes btwn Wynbrook Ln and Sujen Ct	Multiple	\$ 7,800,000	\$ -	\$ -	\$ 9,157	\$ 6,240,169	\$ 19,439	\$ 206,434	\$ 961,808	\$ 452,582	\$ 1,640,263	\$ 7,889,590
Hanover	109260	ACTIVE	Pole Green Rd	Widen from 2-4 lanes btwn Bell Creek Rd & Rural Point Rd	Multiple	\$ 22,118,509	\$ -	\$ -	\$ -	\$ -	\$ -	\$ -	\$ -	\$ -	\$ -	\$ -
Hanover	115195	ACTIVE	Atlee Station Rd (Ph. 2)	Widen from 2-4 lanes btwn Warren Ave. & Kings Charter Dr.	Multiple	\$ 5,800,000	\$ -	\$ -	\$ -	\$ -	\$ -	\$ -	\$ -	\$ -	\$ -	\$ -
Hanover	121401	ACTIVE	Atlee Station Rd (Ph. 3)	Widen from 2-4 lanes btwn Kings Charter Dr & Sliding Hill Rd	Multiple	\$ 30,007,770	\$ -	\$ -	\$ -	\$ -	\$ -	\$ 202,607	\$ 119,974	\$ 52,582	\$ 375,162	\$ 375,162
Hanover	NA	ACTIVE	Rt. 301 SBL (PE-Only)	Convert SB shoulder to thru/right turn lane btwn Atlee Rd & Atlee Station Rd	CVTA	\$ 200,000	\$ -	\$ 53,473	\$ 104,548	\$ 2,690	\$ -	\$ -	\$ -	\$ -	\$ -	\$ 160,711
Hanover	NA	ACTIVE	Rt. 1 / Rt. 30 (PE-Only)	Add signal and turn lanes	CVTA	\$ 500,000	\$ -	\$ 77,108	\$ 151,019	\$ 96,644	\$ 5,698	\$ 3,799	\$ 15,586	\$ 5,121	\$ 30,203	\$ 354,973
Hanover	NA	ACTIVE	Rt. 360 / Cold Harbor Rd / Atlee Rd	Convert signalized intersection to a roundabout	CVTA	\$ 6,760,000	\$ -	\$ 129,467	\$ 152,286	\$ 128,621	\$ 9,876	\$ 62,401	\$ 14,847	\$ 17,422	\$ 104,546	\$ 514,921
Hanover	NA	ACTIVE	Lewistown Rd / Ashcake Rd	Convert stop-controlled intersection to a roundabout	CVTA	\$ 8,400,479	\$ -	\$ 136,899	\$ 375,172	\$ 190,926	\$ -	\$ 3,219	\$ 2,816	\$ 89,410	\$ 95,444	\$ 798,441
Hanover	NA	ACTIVE	Paper Steets - Paving & Maintenance	Paving and limited maintenance of private "paper" streets	CVTA	\$ 150,000	\$ -	\$ 10,960	\$ 13,702	\$ 4,755	\$ -	\$ -	\$ 598	\$ -	\$ 598	\$ 30,015
Hanover	120331	ACTIVE	Full Depth Reclamation (Various Routes)	Rehabilitate/resurface rural secondary roads (specific routes to be reviewed/selected in conjunction w/VDOT)	CVTA	\$ 35,500,000	\$ -	\$ -	\$ 2,677,158	\$ 2,677,158	\$ -	\$ -	\$ -	\$ -	\$ -	\$ 5,354,315
Hanover	121413	COMPLETE	Cool Spring Elementary School Ped. Imprv.	Ped. improvments	Multiple	\$ 51,000	\$ -	\$ -	\$ 8,542	\$ 10,084	\$ 23,049	\$ 763	\$ -	\$ 142	\$ 23,955	\$ 42,580
Hanover	NA	COMPLETE	Woodside Ln Path Exten.		CVTA	\$ 5,000	\$ -	\$ -	\$ -	\$ -	\$ -	\$ -	\$ 4,845	\$ -	\$ 4,845	\$ 4,845

Jurisdiction	UPC (or NA)	Status	Project Name	Project Detail	Funding Source	CVTA (Local) Appropriations (FY 21 - 34)	FY 21 CVTA (Local) Expenditures	FY 22 CVTA (Local) Expenditures	FY 23 CVTA (Local) Expenditures	FY 24 CVTA (Local) Expenditures	FY 25				FY 25 CVTA (Local) Expenditures	LTD CVTA (Local) Expenditures
											Q1	Q2	Q3	Q4		
Hanover	NA	ACTIVE	Bike/Ped. Improvements	TA grant matching funds for countywide bike/ped. improvements	CVTA	\$ 1,246,000	\$ -	\$ -	\$ -	\$ -	\$ -	\$ -	\$ -	\$ -	\$ -	\$ -
Hanover	NA	ACTIVE	Economic Development Road Improvements	Construct various improvements to support economic development (projects to be selected by the Board of Supervisors)	CVTA	\$ 10,000,000	\$ -	\$ -	\$ -	\$ -	\$ -	\$ -	\$ -	\$ -	\$ -	\$ -
Hanover	121732	ACTIVE	Creighton Rd-Pkwy / Walnut Grove Rd	Convert "T" intersections to roundabouts	Multiple	\$ 4,355,000	\$ -	\$ -	\$ 117,166	\$ 350,473	\$ 47,835	\$ 13,185	\$ 481,640	\$ 169,384	\$ 712,044	\$ 1,179,683
Hanover	NA	COMPLETE	Rt. 1 /Old Ridge Rd Traffic Signal Warrant Analysis	Traffic signal warrant analysis	CVTA	\$ 3,959	\$ -	\$ -	\$ 2,339	\$ 1,188	\$ -	\$ -	\$ -	\$ -	\$ -	\$ 3,527
Hanover	NA	PENDING	Railroad X-ing Safety Improvements	Local match for federal grants	Multiple	\$ 100,000	\$ -	\$ -	\$ -	\$ -	\$ -	\$ -	\$ -	\$ -	\$ -	\$ -
Hanover	NA	PENDING	Vaughan Rd Overpass & Extension	Local match for federal grants	Multiple	\$ 1,000,000	\$ -	\$ -	\$ -	\$ -	\$ -	\$ -	\$ -	\$ -	\$ -	\$ -
Hanover	125531	ACTIVE	Rt. 54 / Goddins Hill Rd	Construct left turn lane from WB Rt. 54 to SB Goddins Hill Rd	Multiple	\$ 3,464,000	\$ -	\$ -	\$ -	\$ -	\$ -	\$ 524	\$ 46,304	\$ 46,542	\$ 93,370	\$ 93,370
Hanover	125530	ACTIVE	Greenwood Church Rd/Blanton Rd/Ashland Rd/Ashcake Rd	Convert stop-controlled intersection to a roundabout	CVTA	\$ 5,379,000	\$ -	\$ -	\$ -	\$ 86,795	\$ 8,763	\$ 24,234	\$ 18,177	\$ 55,712	\$ 106,886	\$ 193,681
Hanover	125355	ACTIVE	Rt. 301 & Hanover Courthouse Ped. Improvements	TAP grant application & project dev. and implementation	CVTA	\$ 366,842	\$ -	\$ -	\$ -	\$ 7,860	\$ -	\$ 4,542	\$ 2,871	\$ 29,508	\$ 36,921	\$ 44,781
Hanover	118947	ACTIVE	Sliding Hill Rd / Peaks Rd Roundabout	Construct left turn lanes at Mechanicsville Elementary School	Multiple	\$ 699	\$ -	\$ -	\$ -	\$ -	\$ -	\$ 699	\$ -	\$ -	\$ 699	\$ 699
Hanover	NA	PENDING	Rt. 360 / Walnut Grove Rd Left Turn Lane Extension		CVTA	\$ 28,211	\$ -	\$ -	\$ -	\$ -	\$ -	\$ -	\$ -	\$ 28,211	\$ 28,211	\$ 28,211
Hanover	NA	ACTIVE	Road Project Development (Studies)		CVTA	\$ 1,050,000	\$ -	\$ -	\$ -	\$ -	\$ -	\$ 4,926	\$ -	\$ 41,644	\$ 46,570	\$ 46,570
Hanover	NA	ACTIVE	Creighton Rd Left Turn Lanes	Construct left turn lanes at Tammy Ln and Sleds Lake Rd	CVTA	\$ 4,217,000	\$ -	\$ -	\$ -	\$ -	\$ -	\$ 28,924	\$ 132,717	\$ 83,999	\$ 245,639	\$ 245,639
Hanover	NA	ACTIVE	Atlee Rd / Mechanicsville Elementary School	Construct left turn lanes at Mechanicsville Elementary School	CVTA	\$ 1,822,000	\$ -	\$ -	\$ -	\$ -	\$ -	\$ 18,251	\$ 8,871	\$ 4,289	\$ 31,411	\$ 31,411
Hanover	NA	ACTIVE	Hickory Hill Rd	Reconstruct 2 lane road btwn I-95 & Old Ridge Rd	Multiple	\$ 3,000,000	\$ -	\$ -	\$ -	\$ -	\$ -	\$ -	\$ 65,920	\$ 161,935	\$ 227,855	\$ 227,855
Hanover	NA	ACTIVE	Shellie Lee Dr Paving		CVTA	\$ 300,000	\$ -	\$ -	\$ -	\$ -	\$ -	\$ -	\$ 4,316	\$ 15,319	\$ 19,635	\$ 19,635
Hanover	NA	PENDING	Leveraging	Intersection improvement	CVTA	\$ 14,300,000	\$ -	\$ -	\$ -	\$ -	\$ -	\$ -	\$ -	\$ -	\$ -	\$ -
Hanover	NA	PENDING	Meadowbridge Rd / Atlee Rd	Intersection improvement	CVTA	\$ 14,300,000	\$ -	\$ -	\$ -	\$ -	\$ -	\$ -	\$ -	\$ -	\$ -	\$ -
Hanover	NA	PENDING	Rt. 301 Operational & Pedestrian Improvements		Multiple	\$ 2,500,000	\$ -	\$ -	\$ -	\$ -	\$ -	\$ -	\$ -	\$ -	\$ -	\$ -
Hanover	NA	PENDING	Pouncey Tract Rd / Ashland Rd	Intersection improvement	CVTA	\$ 10,000,000	\$ -	\$ -	\$ -	\$ -	\$ -	\$ -	\$ -	\$ -	\$ -	\$ -
Hanover	NA	PENDING	Atlee Rd / Barnfield Rd Roundabout	Intersection improvement	CVTA	\$ 7,800,000	\$ -	\$ -	\$ -	\$ -	\$ -	\$ -	\$ -	\$ -	\$ -	\$ -
Hanover	NA	PENDING	Bell Creek Rd Oper. & Safety Improvement s	Intersection improvement	CVTA	\$ 2,000,000	\$ -	\$ -	\$ -	\$ -	\$ -	\$ -	\$ -	\$ -	\$ -	\$ -
Hanover	NA	PENDING	Meadowbridge Rd Oper. & Safety Improvement s	Intersection improvement	CVTA	\$ 2,000,000	\$ -	\$ -	\$ -	\$ -	\$ -	\$ -	\$ -	\$ -	\$ -	\$ -
Hanover	NA	PENDING	Route 33 (Phase 1)	Widen to 4-lanes	CVTA	\$ 45,000,000	\$ -	\$ -	\$ -	\$ -	\$ -	\$ -	\$ -	\$ -	\$ -	\$ -
Henrico	09487		Airport Drive Sidewalk (2)		CVTA		\$ -	\$ -	\$ 20,363	\$ 121,667	\$ -	\$ 1,567	\$ -	\$ -	\$ 1,567	\$ 143,597
Henrico	08595		Automated Traffic Management System - Phase II (2)		CVTA		\$ -	\$ -	\$ -	\$ -	\$ -	\$ 785,341	\$ 217,290	\$ 311,949	\$ 1,314,581	\$ 1,314,581
Henrico	08757		Bethlehem Road Improvements		CVTA	\$ 4,750,000	\$ -	\$ -	\$ 77,144	\$ 241,002	\$ 9,294	\$ 2,730	\$ 1,221	\$ 3,432	\$ 16,676	\$ 334,822
Henrico	08924		Bremo Road Sidewalk (2)		CVTA		\$ -	\$ -	\$ 465,031	\$ 10,640	\$ -	\$ -	\$ -	\$ -	\$ -	\$ 475,671
Henrico	08830		Brooks Road Improvements (2)		CVTA		\$ -	\$ -	\$ -	\$ 110,274	\$ 55,914	\$ -	\$ -	\$ -	\$ 55,914	\$ 166,188
Henrico	01047		Causeway Dr Sidewalk		CVTA	\$ 120,000	\$ -	\$ 28,088	\$ 172,013	\$ -	\$ -	\$ -	\$ -	\$ -	\$ -	\$ 200,100
Henrico	09102		Church Rd Safety & Mobility Improvements		CVTA	\$ 2,000,000	\$ -	\$ 1,218,763	\$ (28,945)	\$ -	\$ -	\$ -	\$ -	\$ -	\$ -	\$ 1,189,818
Henrico	08893		Church Road Sidewalks (2)		CVTA		\$ -	\$ -	\$ -	\$ 305,690	\$ 3,907	\$ -	\$ 25,400	\$ 62,310	\$ 91,617	\$ 397,307
Henrico	09032		Construction Engineer Inspection Services		CVTA	\$ 4,190,000	\$ -	\$ 235,053	\$ 314,839	\$ 257,751	\$ -	\$ -	\$ -	\$ -	\$ -	\$ 807,643
Henrico	06837		Countywide Pedestrian Improvements		CVTA	\$ 25,655,300	\$ -	\$ -	\$ 904,755	\$ 351,957	\$ 98,097	\$ 58,274	\$ 418,616	\$ 114,472	\$ 689,460	\$ 1,946,172
Henrico	09389		Countywide Pedestrian Intersection Improvements		CVTA		\$ -	\$ -	\$ -	\$ -	\$ -	\$ -	\$ -	\$ -	\$ -	\$ -
Henrico	09055		Countywide Safety Improvements		CVTA	\$ 3,500,000	\$ -	\$ 148,247	\$ 731,410	\$ 2,598,260	\$ 1,274,381	\$ 548,803	\$ 816,704	\$ 869,569	\$ 3,509,456	\$ 6,987,372
Henrico	09054		Countywide Structural Calming Improvements		CVTA	\$ 3,500,000	\$ -	\$ 6,300	\$ 809,357	\$ 2,051,077	\$ 798,337	\$ 906,161	\$ 487,711	\$ 1,243,370	\$ 3,435,579	\$ 6,302,314
Henrico	00985		Creighton Road Improvements		CVTA	\$ 4,650,891	\$ -	\$ -	\$ -	\$ 9,276,608	\$ 1,009,683	\$ 907,864	\$ 1,255,047	\$ 798,942	\$ 3,971,535	\$ 13,248,144

Jurisdiction	UPC (or NA)	Status	Project Name	Project Detail	Funding Source	CVTA (Local) Appropriations (FY 21 - 34)	FY 21 CVTA (Local) Expenditures	FY 22 CVTA (Local) Expenditures	FY 23 CVTA (Local) Expenditures	FY 24 CVTA (Local) Expenditures	FY 25				FY 25 CVTA (Local) Expenditures	LTD CVTA (Local) Expenditures
											Q1	Q2	Q3	Q4		
Henrico	9602		Crosswalk Route 5 at First Colonial Parkway (2)		CVTA		\$ -	\$ -	\$ -	\$ 10,828	\$ -	\$ -	\$ -	\$ 768	\$ 768	\$ 11,596
Henrico	09036		Darbytown Rd/Turner Rd Modular Roundabout		CVTA	\$ 500,000	\$ -	\$ 16,779	\$ -	\$ 538,393	\$ -	\$ -	\$ -	\$ -	\$ -	\$ 555,173
Henrico	9597		Darbytown Rd Pedestrian Improvements		CVTA		\$ -	\$ -	\$ -	\$ 151,970	\$ -	\$ 2,972	\$ 7,308	\$ 10,982	\$ 21,262	\$ 173,232
Henrico	9692		Derbyshire Road Improvements		CVTA		\$ -	\$ -	\$ -	\$ -	\$ -	\$ 4,512	\$ 155,868	\$ 81,700	\$ 242,081	\$ 242,081
Henrico	09489		Doran Roundabout(2)		CVTA		\$ -	\$ -	\$ 27,918	\$ 132,958	\$ 13,933	\$ 43,391	\$ 74,653	\$ 216,582	\$ 348,558	\$ 509,434
Henrico	08481		East Laburnum Sidewalk(2)		CVTA		\$ -	\$ -	\$ -	\$ 164,873	\$ 40,196	\$ -	\$ 64,166	\$ 26,113	\$ 130,474	\$ 295,348
Henrico	9526		East Laburnum Ave Pedestrian Improvements		CVTA		\$ -	\$ -	\$ -	\$ 89,834	\$ 48,935	\$ 40,925	\$ 36,382	\$ 66,205	\$ 192,447	\$ 282,282
Henrico	09450		Eastridge Road Sidewalk (2)		CVTA		\$ -	\$ -	\$ 11,517	\$ 47,647	\$ 19,140	\$ 17,793	\$ 27,037	\$ 9,020	\$ 72,990	\$ 132,154
Henrico	09015		Fall Line Trail		CVTA	\$ 7,630,000	\$ 9,289	\$ 121,197	\$ 2,189,332	\$ 1,809,890	\$ 339,752	\$ 412,626	\$ 317,397	\$ 318,632	\$ 1,388,407	\$ 5,518,116
Henrico	09501		Forest Avenue Pedestrian Improvements (2)		CVTA		\$ -	\$ -	\$ -	\$ 23,419	\$ 1,983	\$ 9,599	\$ 1,465	\$ -	\$ 13,047	\$ 36,465
Henrico	08997		Four Mile Creek (Restrooms)		CVTA	\$ 314,700	\$ 100,000	\$ -	\$ 314,646	\$ -	\$ 17,452	\$ 1,163	\$ -	\$ -	\$ 18,614	\$ 433,260
Henrico	08784		Gaskins Rd/Quicocassin Rd		CVTA	\$ 200,000	\$ -	\$ 74,066	\$ -	\$ -	\$ -	\$ -	\$ -	\$ -	\$ -	\$ 74,066
Henrico	08824		Gaskins Road Sidewalk		CVTA	\$ 200,000	\$ -	\$ -	\$ -	\$ -	\$ -	\$ -	\$ -	\$ -	\$ -	\$ -
Henrico	08366		Gay Avenue Sidewalk		CVTA	\$ 1,210,000	\$ -	\$ -	\$ 190,639	\$ -	\$ -	\$ -	\$ -	\$ -	\$ -	\$ 190,639
Henrico	09460		Glen Allen HS Intersection Improvements (2)		CVTA		\$ -	\$ -	\$ 22,300	\$ 38,103	\$ -	\$ 83,482	\$ 114,224	\$ -	\$ 197,705	\$ 258,108
Henrico	08996		Glover Park Access Road		CVTA	\$ 3,680,000	\$ 123,715	\$ 675,055	\$ 142,708	\$ 114,696	\$ 1,220	\$ 3,124	\$ 9,479	\$ 18,126	\$ 31,949	\$ 1,088,124
Henrico	09570		Greenwood Glen and Magnolia Ridge Connector Trail (2)		CVTA		\$ -	\$ -	\$ -	\$ 101,221	\$ 7,254	\$ 20,481	\$ 25,747	\$ 30,341	\$ 83,823	\$ 185,044
Henrico	06633		Greenwood Road Improvements		CVTA	\$ 2,325,000	\$ -	\$ -	\$ 256,329	\$ 136,756	\$ 17,963	\$ 141,212	\$ 64,914	\$ 140,587	\$ 364,677	\$ 757,762
Henrico	09439		GRTC Bus Stop Improvements (2)		CVTA		\$ -	\$ -	\$ (11,725)	\$ 21,470	\$ 1,958	\$ -	\$ -	\$ 9,975	\$ 11,933	\$ 21,678
Henrico	09034		Horsepen Rd/Glenside Drive		CVTA	\$ 590,000	\$ -	\$ 100,239	\$ 1,062,869	\$ 70,481	\$ -	\$ -	\$ -	\$ -	\$ -	\$ 1,233,590
Henrico	8756		Hungary Road Sidewalk		CVTA		\$ -	\$ -	\$ -	\$ 27,868	\$ 11,455	\$ 2,823	\$ -	\$ -	\$ 14,278	\$ 42,146
Henrico	09227		Kingsridge Parkway Pedestrian Improvements		CVTA	\$ 700,000	\$ -	\$ -	\$ -	\$ 110,584	\$ -	\$ 15,061	\$ 35,231	\$ 26,296	\$ 76,587	\$ 187,171
Henrico	9424		Laburnum Avenue Rte 5 Intersection Improvements		CVTA		\$ -	\$ -	\$ -	\$ 1,841	\$ 853	\$ -	\$ 3,316	\$ -	\$ 4,169	\$ 6,010
Henrico	09833		Lake overton Dam Trail		CVTA		\$ -	\$ -	\$ -	\$ -				\$ 6,203	\$ 6,203	\$ 6,203
Henrico	09440		Liesfeld Farm Drive (2)		CVTA		\$ -	\$ -	\$ 100,979	\$ 355,800	\$ 155,391	\$ 73,094	\$ 15,299	\$ 204,006	\$ 447,789	\$ 904,568
Henrico	9715		Lauderdale Drive Sidewalk		CVTA		\$ -	\$ -	\$ -	\$ -			\$ 42,692	\$ 34,802	\$ 77,493	\$ 77,493
Henrico	08164		Magellan Parkway		CVTA	\$ 18,010,000	\$ -	\$ 9,064	\$ 801,614	\$ 1,211,406	\$ 68,830	\$ 69,954	\$ 25,237	\$ 11,752	\$ 175,772	\$ 2,197,857
Henrico	09388		Maude Trevette Elementary Sidewalk (2)		CVTA		\$ -	\$ -	\$ 48,693	\$ 65,680	\$ 8,846	\$ 14,925	\$ 80,915	\$ 18,520	\$ 123,206	\$ 237,579
Henrico	09500		Mayland Safety Improvements (2)		CVTA		\$ -	\$ -	\$ -	\$ 10,260	\$ -	\$ 9,071	\$ 2,858	\$ 29,633	\$ 41,562	\$ 51,822
Henrico	09106		Messer Road Trail		CVTA	\$ 400,000	\$ -	\$ -	\$ 58,951	\$ 121,838	\$ 3,440	\$ 2,420	\$ -	\$ -	\$ 5,861	\$ 186,650
Henrico	09287/09267		Mill Road Improvements		CVTA	\$ 750,000	\$ -	\$ -	\$ 2,724,028	\$ 316,556	\$ -	\$ -	\$ -	\$ -	\$ -	\$ 3,040,583
Henrico	9596		Mt Olive Road Realignment		CVTA	\$ 750,000	\$ -	\$ -	\$ -	\$ 104,284	\$ 73,571	\$ -	\$ 76,669	\$ 38,718	\$ 188,958	\$ 293,242
Henrico	09035		N. Gayton Rd Bike/Ped Improvements		CVTA	\$ 750,000	\$ -	\$ 700	\$ 59,759	\$ 299,122	\$ -	\$ -	\$ -	\$ -	\$ -	\$ 359,581
Henrico	09522		N. Laburnum Avenue Ped & Transit Improvments (2)		CVTA		\$ -	\$ -	\$ -	\$ 220,901	\$ 2,190	\$ 56,724	\$ 42,033	\$ 23,745	\$ 124,692	\$ 345,593
Henrico	9387		North/South Laburnum Avenue Sidewalk		CVTA		\$ -	\$ -	\$ -	\$ 4,669	\$ 82,810	\$ 22,744	\$ 96,294	\$ 66,570	\$ 268,418	\$ 273,087
Henrico	09449		N. Parham Road Sidewalk Phase III (2)		CVTA		\$ -	\$ -	\$ 9,478	\$ 108,690	\$ 26,485	\$ 21,644	\$ 42,100	\$ 4,926	\$ 95,155	\$ 213,323
Henrico	9614		Nuckols Trail		CVTA		\$ -	\$ -	\$ -	\$ 51,664	\$ 22,243	\$ 41,084	\$ 16,740	\$ 14,404	\$ 94,471	\$ 146,135
Henrico	08478		Nuckols Road Left Turn Lane Phase II		CVTA	\$ 550,000	\$ -	\$ -	\$ 2,794	\$ -	\$ -	\$ -	\$ -	\$ -	\$ -	\$ 2,794
Henrico	09490		Nuckols Road Pedestrian Improvements (2)		CVTA		\$ -	\$ -	\$ -	\$ 83,249	\$ 28,634	\$ 61,852	\$ 72,443	\$ -	\$ 162,930	\$ 246,179
Henrico	09437		Parham Road Intersection Improvements (2)		CVTA		\$ -	\$ -	\$ 72,012	\$ 143,433	\$ 11,641	\$ 77,534	\$ 32,388	\$ 38,124	\$ 159,687	\$ 375,131
Henrico	09284		Pavement Reclamation		CVTA	\$ 4,500,000	\$ -	\$ -	\$ -	\$ 3,028,848	\$ 34,071	\$ 1,256,458	\$ 570,340	\$ 1,297,941	\$ 3,158,810	\$ 6,187,658
Henrico			Pump Road Project Development		CVTA		\$ -	\$ 143,686	\$ -	\$ -	\$ -	\$ -	\$ -	\$ -	\$ -	\$ 143,686
Henrico	09107		Raintree Drive Sidewalk		CVTA	\$ 130,000	\$ -	\$ -	\$ 42,131	\$ 27,920	\$ -	\$ -	\$ -	\$ -	\$ -	\$ 70,051
Henrico	28001		Richmond-Henrico Turnpike		CVTA	\$ 2,000,000	\$ -	\$ -	\$ -	\$ 688,981	\$ -	\$ -	\$ 40,365	\$ 156,594	\$ 196,959	\$ 885,940
Henrico	9765		Route 1 Pedestrian Improvements		CVTA		\$ -	\$ -	\$ -	\$ -	\$ -	\$ 2,357	\$ 78,385	\$ 25,962	\$ 106,703	\$ 106,703
Henrico	611		Sadler Road		CVTA		\$ -	\$ -	\$ -	\$ 205,167	\$ 686,007	\$ 3,435,369	\$ 3,407,550	\$ 120,354	\$ 7,649,281	\$ 7,854,448

Jurisdiction	UPC (or NA)	Status	Project Name	Project Detail	Funding Source	CVTA (Local) Appropriations (FY 21 - 34)	FY 21 CVTA (Local) Expenditures	FY 22 CVTA (Local) Expenditures	FY 23 CVTA (Local) Expenditures	FY 24 CVTA (Local) Expenditures	FY 25				FY 25 CVTA (Local) Expenditures	LTD CVTA (Local) Expenditures
											Q1	Q2	Q3	Q4		
Henrico	08882		Sadler Place Roundabout		CVTA	\$ 600,000	\$ -	\$ -	\$ 46,495	\$ -	\$ -	\$ -	\$ -	\$ -	\$ -	\$ 46,495
Henrico	09288		Sadler Road/Sadler Place Improvements		CVTA	\$ 3,825,000	\$ -	\$ -	\$ -	\$ 160,610	\$ 16,993	\$ 10,694	\$ 8,317	\$ 21,070	\$ 57,073	\$ 217,683
Henrico	08163		Safety Studies		CVTA	\$ 3,025,264	\$ 7,312	\$ 34,256	\$ 590,047	\$ 1,909,563	\$ 182,240	\$ 326,050	\$ 111,215	\$ 352,622	\$ 972,126	\$ 3,513,304
Henrico	08150		Short Pump Area/ North Gayton Interchange Study		CVTA	\$ 600,000	\$ 55,753	\$ 304,382	\$ 131,612	\$ -	\$ -	\$ 21,611	\$ -	\$ -	\$ 21,611	\$ 513,358
Henrico	9594		St Charles Road Extension		CVTA		\$ -	\$ -	\$ -	\$ 261,200	\$ 145,082	\$ -	\$ 100,796	\$ -	\$ 245,878	\$ 507,078
Henrico	08276		St Claire Lane Sidewalk		CVTA	\$ 2,300,000	\$ -	\$ -	\$ 1,358,031	\$ 835,604	\$ -	\$ -	\$ -	\$ -	\$ -	\$ 2,193,635
Henrico	09493		Staples Mill & Old Staples Mill Intersection Improvements (2)		CVTA		\$ -	\$ -	\$ 25,314	\$ 51,231	\$ -	\$ -	\$ -	\$ -	\$ -	\$ 76,545
Henrico	09488		Staples Mill Sidewalk (2)		CVTA		\$ -	\$ -	\$ 58,755	\$ 15,704	\$ -	\$ -	\$ -	\$ -	\$ -	\$ 74,459
Henrico	9566		Staples Mill Road Pedestrian Improvements		CVTA		\$ -	\$ -	\$ -	\$ 144,175	\$ 145,308	\$ 76,208	\$ 77,295	\$ 76,453	\$ 375,264	\$ 519,439
Henrico	23005		Taylor Farm Park Shared Use Path		CVTA	\$ 2,088,000	\$ -	\$ -	\$ -	\$ -	\$ -	\$ -	\$ -	\$ -	\$ -	\$ -
Henrico	09033		Technology Boulevard Improvements		CVTA		\$ -	\$ 123,639	\$ -	\$ -	\$ -	\$ -	\$ -	\$ -	\$ -	\$ 123,639
Henrico	09446		Thalbro Street and Maywill Sidewalk(2)		CVTA		\$ -	\$ -	\$ 41,254	\$ 175,378	\$ 23,621	\$ 25,350	\$ 4,217	\$ 10,990	\$ 64,178	\$ 280,810
Henrico	67		Three Chopt Road		CVTA	\$ 5,000,000	\$ -	\$ -	\$ -	\$ -	\$ -	\$ -	\$ -	\$ -	\$ -	\$ -
Henrico	9321		Three Chopt Area Park and Road Improvements		CVTA		\$ -	\$ -	\$ -	\$ 1,981	\$ -	\$ 96,560	\$ -	\$ -	\$ 96,560	\$ 98,541
Henrico	09108		VCC Connector		CVTA	\$ 400,000	\$ -	\$ -	\$ 61,652	\$ 198,631	\$ 51,542	\$ 28,714	\$ 78,089	\$ 26,065	\$ 184,409	\$ 444,692
Henrico	09286		Whiteside Road Roundabout		CVTA	\$ 2,500,000	\$ -	\$ -	\$ 2,457,382	\$ 52,731	\$ -	\$ -	\$ -	\$ -	\$ -	\$ 2,510,113
Henrico	06851		Wilkinson Bridge Reconstruction		CVTA	\$ 5,965,845	\$ -	\$ -	\$ -	\$ 2,042,010	\$ 1,244,433	\$ 640,702	\$ 444,655	\$ 571,173	\$ 2,900,963	\$ 4,942,973
Henrico	09447		Winfrey Road Pedestrian Improvements(2)		CVTA		\$ -	\$ -	\$ 26,750	\$ 50,499	\$ 31,575	\$ 6,677	\$ 10,004	\$ 29,784	\$ 78,039	\$ 155,288
Henrico	09285		Woodman Road Improvements		CVTA	\$ 4,400,000	\$ -	\$ -	\$ -	\$ 891,409	\$ 186,534	\$ 389,011	\$ 207,497	\$ 117,393	\$ 900,434	\$ 1,791,843
New Kent	NA	ACTIVE	Crumps Mill ROW and Engineering	ROW and Design	CVTA Local	\$ 62,840	\$ -	\$ -	\$ -	\$ -	\$ -	\$ 37,371	\$ 4,618	\$ 628	\$ 42,617	\$ 42,617
New Kent	NA	ACTIVE	On-Call Engineering Services	Professional Engineering Services	CVTA Local	\$ 45,410	\$ -	\$ -	\$ -	\$ 2,747	\$ -	\$ -	\$ -	\$ -	\$ -	\$ 2,747
New Kent	NA	ACTIVE	County Roadside Litter Pickup	Regular litter pickup along side local roads	CVTA Local	\$ 60,000	\$ -	\$ -	\$ 52,304	\$ 37,428	\$ 12,476	\$ 12,476	\$ 15,328	\$ -	\$ 40,280	\$ 130,012
New Kent	NA	ACTIVE	Bay Transit	Rural and Microtransit Services	CVTA Local	\$ 67,543	\$ -	\$ -	\$ -	\$ 65,576	\$ 16,886	\$ 16,886	\$ 33,772	\$ -	\$ 67,543	\$ 133,119
New Kent	NA	COMPLETE	Bay Transit Feasibility Study	Local Match for DRPT Planning Grant	CVTA Local	\$ 18,750	\$ -	\$ -	\$ -	\$ -	\$ 18,750	\$ -	\$ -	\$ -	\$ 18,750	\$ 18,750
New Kent	NA	ACTIVE	Route 106 Interchange Improvement Project	Engineering and Design of Exit 211 Rt 106 DDI	Multiple	\$ 174,087	\$ -	\$ -	\$ -	\$ 89,853	\$ 3,695	\$ 1,213	\$ 555	\$ 1,665	\$ 7,128	\$ 96,980
New Kent	NA	ACTIVE	Personnel	Staff Salary and Benefits	CVTA Local	\$ 331,884	\$ -	\$ -	\$ 22,920	\$ 60,099	\$ 35,486	\$ 44,107	\$ 44,163	\$ 44,229	\$ 167,985	\$ 251,004
New Kent	NA	COMPLETE	Old Ferry Road Resurfacing	Resurfacing of Old Ferry Road	CVTA Local	\$ 152,075	\$ -	\$ -	\$ -	\$ 152,075	\$ -	\$ -	\$ -	\$ -	\$ -	\$ 152,075
New Kent	NA	ACTIVE	New Kent City Center Roadway Expansion Study -Reimbursable	Roadway Extension Alternatives Analysis, 100% PE/Design	CVTA Local	\$ 800,000	\$ -	\$ -	\$ -	\$ -	\$ -	\$ -	\$ -	\$ 22,358	\$ 22,358	\$ 22,358
New Kent	NA	ACTIVE	Courthouse Road/Kentland Trail Roundabout Streetscape	Landscape Design and Engineering for Route 155/Kentland Trail Roundabout	CVTA Local	\$ 85,015	\$ -	\$ -	\$ -	\$ -	\$ -	\$ -	\$ -	\$ 810	\$ 810	\$ 810
New Kent	NA	ACTIVE	Route 249 Dispatch Road Roundabout Design/Engineering	Conceptual Design, Cost Estimates, and Public Engagement for new RAB at Rt. 249/Dispatch Road	CVTA Local	\$ 42,700	\$ -	\$ -	\$ -	\$ -	\$ -	\$ -	\$ -	\$ 27,798	\$ 27,798	\$ 27,798
Powhatan	11761	ACTIVE	Route 13/60/Academy RCUT	RCUT on Route 60 between Route 13 and Academy Road	Multiple	\$ 1,605,000	\$ -	\$ -	\$ -	\$ -	\$ -	\$ -	\$ 53,025	\$ 51,975	\$ 105,000	\$ 105,000
Powhatan	NA	COMPLETE	Middle School Connector Road	Construct connector between middle and elementary schools	CVTA Local		\$ -	\$ -	\$ -	\$ -	\$ 130,694	\$ -	\$ -	\$ -	\$ 130,694	\$ 130,694
Powhatan	N/A	COMPLETE	Road widening at Turner Park	Road Widening to Turner Consession stand	CVTA Local									\$ 75,486	\$ 75,486	\$ 75,486
Powhatan	NA	COMPLETE	Trenholm/Route 60	Conceptual Designs for turn improvements	CVTA Local	\$ -	\$ -	\$ -	\$ 7,125	\$ -	\$ -	\$ -	\$ -	\$ -	\$ -	\$ 7,125
Powhatan	NA	COMPLETE	Route 60 at Oakbridge Traffic Analysis	Design comparison for an Economic Development project that required alternative layouts to be presented.	CVTA Local					\$ 5,980	\$ 775	\$ 1,058			\$ 1,833	\$ 7,813
Powhatan	NA	COMPLETE	Oakbridge WBL Improvements	Extend existing WB left turn lane to 420 ft. Improve existing sight by removing trees.	Multiple				\$ 10,376							\$ 10,376
Powhatan	122605	ACTIVE	Holly Hills Turn lane	Install right turn lane at Holly Hills RD.	CVTA Local				\$ 570,415	\$ 2,369				\$ 704,242	\$ 704,242	\$ 1,277,026
Powhatan	N/A	ACTIVE	Turner Parking Expansion A&E	A&E work for Turner Parking Expansion	CVTA Local	\$ 150,000										

Jurisdiction	UPC (or NA)	Status	Project Name	Project Detail	Funding Source	CVTA (Local) Appropriations (FY 21 - 34)	FY 21 CVTA (Local) Expenditures	FY 22 CVTA (Local) Expenditures	FY 23 CVTA (Local) Expenditures	FY 24 CVTA (Local) Expenditures	FY 25				FY 25 CVTA (Local) Expenditures	LTD CVTA (Local) Expenditures
											Q1	Q2	Q3	Q4		
Powhatan	N/A	ACTIVE	Education Connection Trail	Funds to assist in completing the Education Connection Trail in Fighting Creek Park	Multipul	\$ 200,000										
Richmond	107264	ACTIVE	Paving, Traffic Calming & ADA Infrastructure	Citywide Paving Program, staff	CVTA	\$ 32,389,258	\$ 3,827,003	\$ 11,437,365	\$ 4,363,410	\$ 5,372,874	\$ 1,722,101	\$ 2,732,259	\$ -	\$ 702,792	\$ 5,157,152	\$ 30,157,804
Richmond	106121	ACTIVE	Traffic Engineering Division	Signal Modernization, Regulatory & Warning Sign Replacement (HISN)	CVTA	\$ 10,295,095	\$ 559,944	\$ 1,281,382	\$ 2,049,151	\$ 2,695,981	\$ 266,451	\$ 620,403	\$ -	\$ 894,340	\$ 1,781,194	\$ 8,367,652
Richmond	106122	ACTIVE	Roadway & Sidewalk Operations and Maintenance	Sidewalk Replacement and ROW maintenance citywide, Staff	CVTA	\$ 13,956,377	\$ 117,513	\$ 1,666,563	\$ 3,765,139	\$ 4,026,450	\$ 1,194,593	\$ 1,049,152	\$ -	\$ 884,413	\$ 3,128,158	\$ 12,703,822
Richmond	106123	ACTIVE	Bridge Maintenance/ Operations	P1 and P2 maintenance items including joint replacements, etc., staff	CVTA	\$ 2,195,831	\$ -	\$ 251,940	\$ 579,756	\$ 625,063	\$ 21,051	\$ 117,990	\$ -	\$ 380,611	\$ 519,652	\$ 1,976,411
Richmond	106120	ACTIVE	ROW Maintenance /Operations	Staff	CVTA	\$ 1,361,659	\$ -	\$ 101,012	\$ 67,896	\$ 214,092	\$ 80,542	\$ -	\$ -	\$ 79,335	\$ 159,877	\$ 542,877
Richmond	107266	ACTIVE	CIP-Transportation Engineering Division	Commerce Road Improvement Project	CVTA	\$ 2,727,957	\$ -	\$ -	\$ -	\$ 227,957	\$ 10,491	\$ 206,977	\$ -	\$ 692,029	\$ 909,497	\$ 1,137,454
Richmond	107265	ACTIVE	Multi-Modal Transportation-Bike, Ped & Transit	Program, sidewalk expansion, bikeshare expansion, concrete pad installation and station electrification, TDM, rideshare, transit, micromobility, staff	CVTA	\$ 6,699,376	\$ -	\$ 1,078,412	\$ 1,373,513	\$ 2,289,406	\$ 283,416	\$ 522,198	\$ -	\$ 649,858	\$ 1,455,472	\$ 6,196,803
Richmond	108292	ACTIVE	Speed Management Program	Program that addresses the factors of speeding through engineering, enforcement and education.	CVTA	\$ 859,775	\$ -	\$ -	\$ 228,970	\$ 112,290	\$ 1,859	\$ 63,845	\$ -	\$ 245	\$ 65,949	\$ 407,209
							\$ 5,044,431	\$ 22,204,895	\$ 41,112,599	\$ 61,694,982					\$ 63,983,077	\$ 194,039,983

\* Chesterfield CVTA Bond Debt Service