

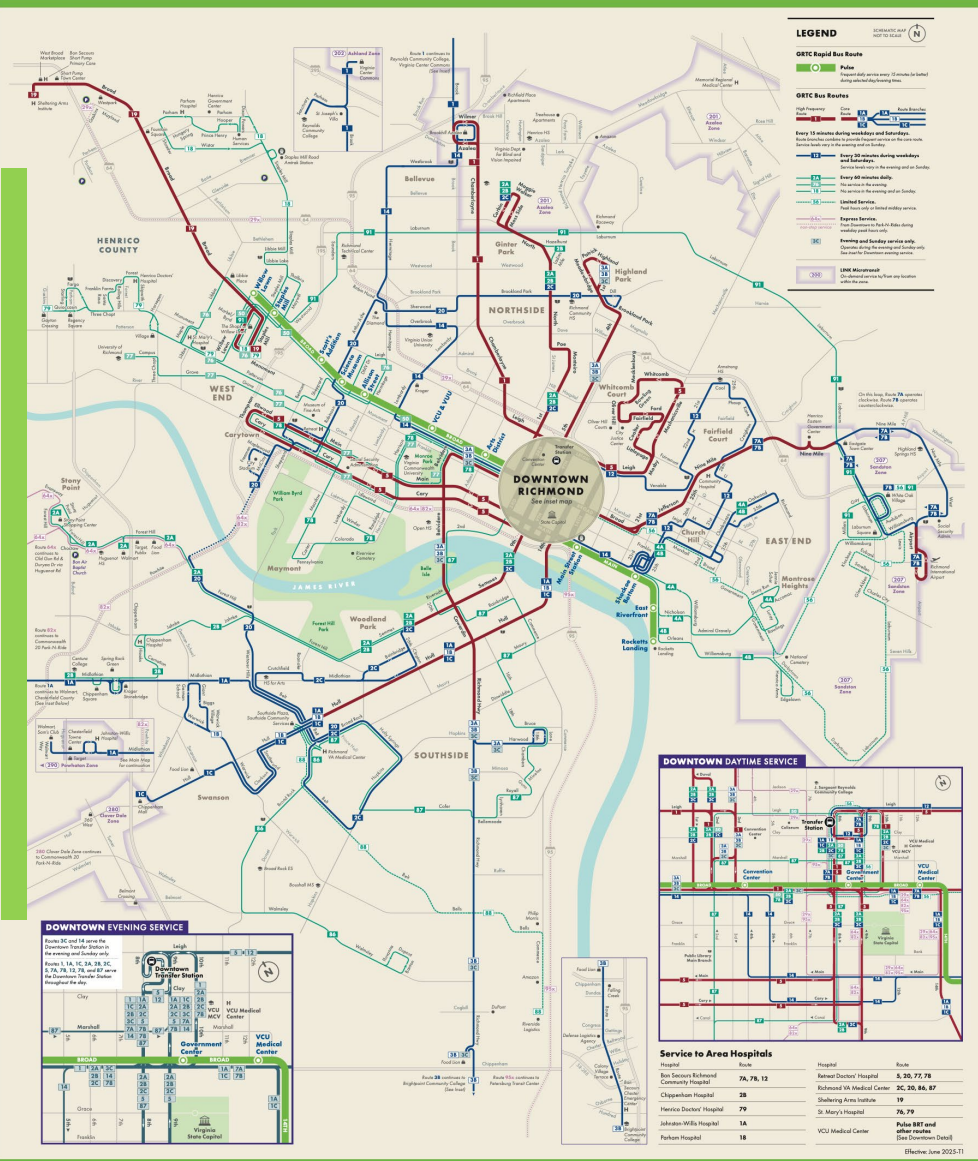


GRTC

CVTA Update

December 10, 2025








Greater Richmond Transit Co. (GRTC) Overview



- Regional public transit for the Richmond region
- Co-owned by City of Richmond and Chesterfield County
- Board representation – Richmond, Chesterfield and Henrico
- Services: BRT, 29 local routes, paratransit, 6 microtransit zones, 4 express routes
- Vehicles: 161 fixed route, 88 paratransit, 12 microtransit
- More than 12 million annual trips (FY2025)
- \$93 million base operating budget (FY26)
- \$44 million capital budget (F26)
- Zero-fare since 2020

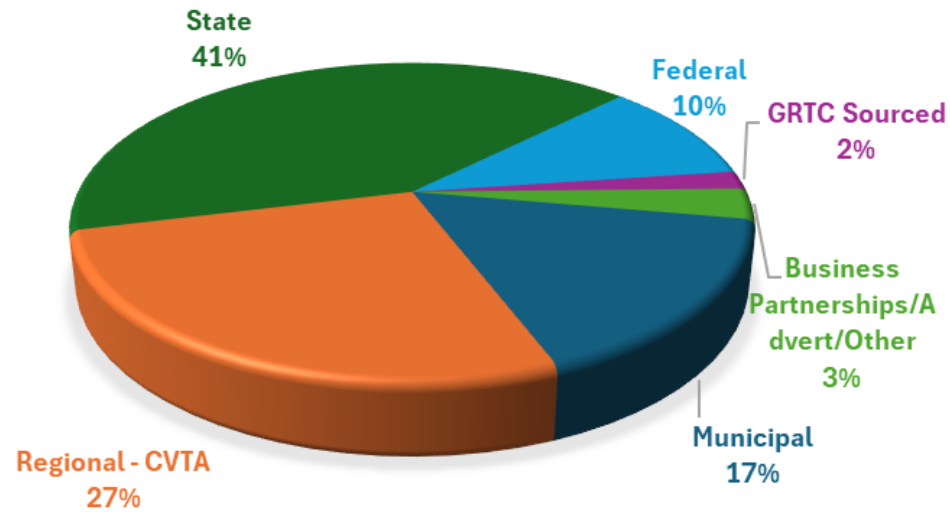


Services

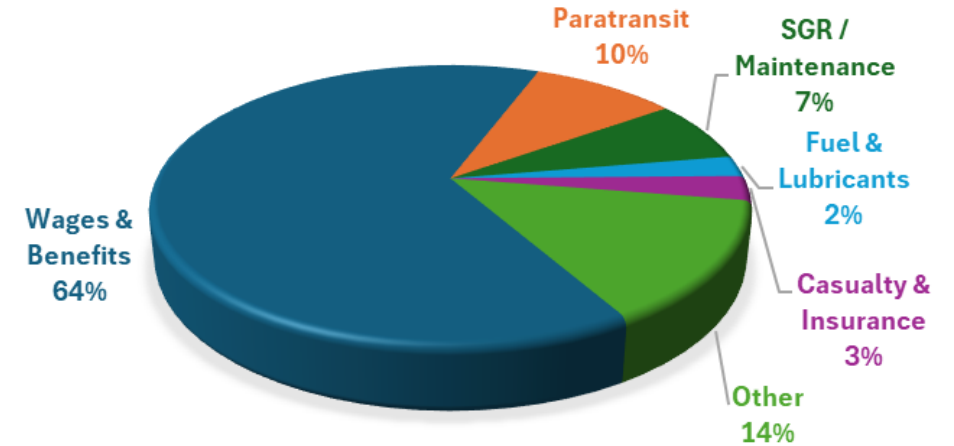
	Type	Days	Hours
	Local	Daily	5:00 am – 12:00 am
	Bus Rapid Transit	Daily	5:00 am – 1:00 am
	Express	Mon - Fri	6:00 am – 9:00 am 3:45 pm – 6:30 pm
	Microtransit	Mon - Sat	6:00 am – 12:00 am
	Paratransit	Daily	5:00 am – 12:00 am
	Carpool & Vanpool	Mon - Fri	Varies
 On Demand Service	Rideshare	Daily	4:00 am – 6:00 am 11:00 pm – 2:00 am

FY2025 Revenue and Expenses

GRTC FY2025 ADOPTED REVENUES



GRTC FY2025 ADOPTED OPERATING EXPENSES



FY2025 Adopted: \$90,370,287

Regional Public Transportation Plan

GRTC Operating and Capital Budget

Expense Category	FY2022	FY2023	FY2024	FY2025	FY2026
Operating Expenses	63,212,364	63,700,000	74,100,000	90,370,287	107,000,000
Capital Expenses	30,866,040	17,900,000	22,135,756	55,813,628	43,000,000

Regional Public Transportation Plan CVTA Approved Spending

Description	FY2021	FY2022	FY2023	FY2024	FY2025	FY2026
CVTA Revenue - GRTC	16,424,465	29,501,572	32,057,684	30,795,000	33,900,000	35,100,000
CVTA Expenses						
Maintain Service Levels		21,166,707	22,222,423	22,914,000	24,500,000.00	28,600,000
Capital Needs		633,321	407,423	494,635	1,000,000.00	1,200,000
Studies (RPTP, Micro)		400,000	400,000	250,000		250,000
Restricted Reserve						
Restricted Reserve	16,424,465	7,301,544	9,027,838	7,136,365	8,400,000	5,050,000
Interest		55,642	593,281	1,548,742	1,817,632	1,880,008

FY2024: First full year of new collective bargaining agreement with significant wage increases.

Partial year of increase service/expansion – Henrico, Chesterfield, Powhatan, Goochland, Ashland, Hanover.

FY2025: First full year of increase service/expansion – Henrico, Chesterfield, Powhatan, Goochland, Ashland, Hanover.

FY2025/26: Include expenses for planning, design, engineering for N/S BRT, Western BRT Expansion, and Transfer Hub.

5 YEAR REVENUE PROJECTION

Operating Revenue		2026	2027	2028	2029	2030	2031
Category							
Federal	Federal - 5307 PM Flex	\$ 11,961,212	\$ 6,820,048	\$ 7,024,650	\$ 7,235,389	\$ 7,452,451	\$ 7,676,025
Federal	Federal - 5307 ADA Flex	\$ 1,444,127	\$ 1,487,451	\$ 1,532,074	\$ 1,578,037	\$ 1,625,378	\$ 1,674,139
Federal	Federal Grants for IT Improvements	\$ 848,045					
Federal	Fed CMAQ Grant (Zero Fare)	\$ 2,000,000	\$ 2,000,000	\$ 2,000,000	\$ 2,000,000	\$ 2,000,000	\$ 2,000,000
Federal	ARPA Funding to Support State Grants	\$ 1,769,008	\$ -	\$ -	\$ -	\$ -	\$ -
State	VADRPT Formula Operating Contribution	\$ 19,149,752	\$ 19,724,245	\$ 20,315,972	\$ 20,925,451	\$ 21,553,215	\$ 22,199,811
State	VDOT Operating Grants	\$ 2,919,178	\$ 2,900,000	\$ 1,744,537	\$ -	\$ -	\$ -
State	Special State Operating Grants (TRIP & DEMO)	\$ 3,725,038	\$ 1,636,415	\$ 789,832	\$ -	\$ -	\$ -
Regional	CVTA Direct Funding to Operations	\$ 28,410,527	\$ 39,288,410	\$ 45,428,062	\$ 60,265,904	\$ 62,201,881	\$ 39,335,938
Local	City of Richmond	\$ 9,349,018	\$ 9,582,743	\$ 9,798,355	\$ 10,018,818	\$ 10,244,242	\$ 10,474,737
Local	County of Henrico	\$ 4,489,539	\$ 4,601,777	\$ 4,705,317	\$ 4,811,187	\$ 4,919,439	\$ 5,030,126
Local	County of Chesterfield	\$ 269,274	\$ 276,006	\$ 282,216	\$ 288,566	\$ 295,059	\$ 301,697
Local	County of Chesterfield TRIP Grant to Route 1a	\$ 2,190,522	\$ 2,190,522	\$ 2,196,245			
Local	Petersburg	\$ 200,000	\$ 206,000	\$ 212,180	\$ 218,545	\$ 225,102	\$ 231,855
Self-Funded	VCU TRIP Grant Match	\$ 100,000	\$ -	\$ -	\$ -	\$ -	\$ -
Self-Funded	Advertising Revenue	\$ 600,000	\$ 968,000	\$ 997,040	\$ 1,026,951	\$ 1,057,760	\$ 1,089,493
Self-Funded	Other Operating Revenue	\$ 1,117,342	\$ 1,150,862	\$ 1,185,388	\$ 1,220,950	\$ 1,257,578	\$ 1,295,306
Self-Funded	Prior Year Surpluses and Interest	\$ 4,100,000	\$ 750,000	\$ 772,500	\$ 795,675	\$ 819,545	\$ 844,132
TOTAL	TOTAL Baseline	\$ 94,642,582	\$ 93,582,480	\$ 98,984,369	\$ 110,385,474	\$ 113,651,649	\$ 92,153,257
Self-Funded	From Reserves	\$ -	\$ 7,200,000	\$ 7,600,000	\$ 2,200,000		

CVTA REVENUE

CVTA	2026	2027	2028	2029	2030	2031
Total CVTA	\$ 234,000,000	\$ 241,900,000	\$ 249,800,000	\$ 259,300,000	\$ 269,600,000	\$ 277,200,000
50% of CVTA for Regional Funding	\$ 81,900,000	\$ 84,700,000	\$ 87,400,000	\$ 90,800,000	\$ 94,400,000	\$ 97,000,000
15% of CVTA for GRTC	\$ 35,100,000	\$ 36,300,000	\$ 37,500,000	\$ 38,900,000	\$ 40,400,000	\$ 41,600,000
Unallocated Reserve from Previous Year	\$ 58,095,874	\$ 62,832,347	\$ 57,832,347	\$ 47,832,347	\$ 24,332,347	\$ 332,347
To GRTC Operating Revenues	\$ 28,410,527	\$ 39,288,410	\$ 45,428,062	\$ 60,265,904	\$ 62,201,881	\$ 39,335,938
To GRTC Capital Projects	\$ 1,953,000	\$ 2,011,590	\$ 2,071,938	\$ 2,134,096	\$ 2,198,119	\$ 2,264,062
To GRTC Special Studies	\$ -	\$ -	\$ -	\$ -	\$ -	\$ -
Total CVTA Spent	\$ 30,363,527	\$ 41,300,000	\$ 47,500,000	\$ 62,400,000	\$ 64,400,000	\$ 41,600,000
Reserve Contrib or Distrib	\$ 4,736,473	\$ (5,000,000)	\$ (10,000,000)	\$ (23,500,000)	\$ (24,000,000)	\$ -
Cumulative Reserve	\$ 62,832,347	\$ 57,832,347	\$ 47,832,347	\$ 24,332,347	\$ 332,347	\$ 332,347

Next Steps - Regional Transit Priorities

- January - began work on FY2027 and 2028 Regional Public Transportation Plan
- Collaborate with TPO and CVTA
- Identify the short-term regional priorities for the region
- Project costs
- Identify funding for sustainability and prioritized expansion
- Will begin to provide quarterly transit service and project updates to CVTA