



Photo: Train Murel in Ashland

## Central Virginia Transportation Authority (CVTA) Finance Committee



### NOTES

This meeting is open to the public. Members of the public are invited to attend in person or virtually. Please alert the CVTA at [information@cvtava.org](mailto:information@cvtava.org) if electronic transmission of this meeting fails for the public. Please refer to our [Statement Regarding Virtual Meeting Participation by Members of the Public](#) for more information.

Check out our complete [Public Participation Guide](#) online to learn about the different ways you can stay connected and involved.

Meetings are also live streamed and archived on our YouTube Channel at [Plan RVA - YouTube](#).

Members of the public are invited to submit public comments either verbally or in writing. Written comments can be submitted through the Q&A/Chat function on Zoom or by email to [information@CVTAVA.org](mailto:information@CVTAVA.org).

Powered By:



# AGENDA

## CVTA FINANCE COMMITTEE

Wednesday, October 9, 2024, 9:00 a.m.

PlanRVA James River Boardroom  
424 Hull Street, Suite 300, Richmond, VA 23224

If you wish to participate in this meeting virtually, please register via Zoom at the following link:  
[https://planrva-org.zoom.us/webinar/register/WN\\_sclYEdC8TwyHXZlrtQJJdw](https://planrva-org.zoom.us/webinar/register/WN_sclYEdC8TwyHXZlrtQJJdw)

**Call to Order, Welcome and Introductions** (*Spoonhower*)

**Pledge of Allegiance** (*Spoonhower*)

**Certification of a Quorum** (*Scott*)

### A. ADMINISTRATION

1. **Confirmation of Member Participation from a Remote Location**  
(*as needed/Spoonhower*)

**Requested action (if there are member requests to participate remotely): motion to confirm that the Chair's decision to approve or disapprove the member(s) request to participate from a remote location was in conformance with the CVTA Policy for Remote Participation of Members; and, the voice of the remotely participating member(s) can be heard by all persons at the primary or central meeting location (voice vote).**

2. **Consideration of Amendments to the Meeting Agenda**  
(*Spoonhower*)

3. **Approval of September 11, 2024, Meeting Minutes** – page 4  
(*Spoonhower*)

**Requested action: motion to approve the CVTA Finance Committee minutes as presented (voice vote).**

4. **Open Public Comment Period**  
(*Spoonhower /5 minutes*)

**5. CVTA Finance Committee Chair's Report**

*(Spoonhower/5 minutes)*

**6. CVTA Executive Director's Report**

*(5 minutes)*

**7. CVTA Activities Report**

*(15 minutes)*

**a. Financial Activities and Investment Reports** *(Parsons) – page 9*

**b. TAC Activities Report** *(Smith)*

**B. OTHER BUSINESS**

**1. Working Capital Reserve Strategy**

*(Parsons/10 minutes)*

**Discussion item.**

**2. Regional Funding Deallocation Policy**

*(Parsons/10 minutes)*

**Action requested: motion to recommend full Authority approval of Regional Funding Deallocation Policy (roll call vote).**

**3. CVTA Audit Report**– page 12

*(Parsons/Garber/10 minutes)*

**Action requested: motion to recommend full Authority approval of FY 2024 audit report (roll call vote)**

**4. Overview of Financial Reporting**– page 63

*(Parsons/20 minutes)*

**Discussion Item**

**5. Next Steps: Bond Validation Process**

*(Parsons/10 minutes)*

**Discussion Item**

**6. CVTA Finance Committee Member Comments**

*(Spoonhower /5 minutes)*

**7. Next Meeting: November 13, 2024**

**PlanRVA Boardroom, 424 Hull Street, Suite 300, Richmond, VA 23224**

*(Spoonhower)*

**8. Adjournment**

*(Spoonhower)*

**CVTA FINANCE COMMITTEE MEETING MINUTES**

**Wednesday, September 11, 2024, 9:00 a.m.**

**PlanRVA James River Boardroom  
424 Hull Street, Suite 300, Richmond, VA 23224**

**Authority and Committee Members Present:**

<b>Jurisdiction/Agency</b>	<b>Member</b>	Present	Absent
<b>Chesterfield County</b>	Kevin P. Carroll	X	
<b>Hanover County</b>	Sean Davis	X	
<b>Henrico County</b>	Tyrone Nelson	X	
<b>Goochland County</b>	Neil Spoonhower, Chair	X	
<b>New Kent County</b>	John Moyer	X	
<b>City of Richmond</b>	Kristen Nye	X	
<b>Commonwealth Transportation Board</b>	J. Rex Davis	X	

*The technology used for the CVTA Finance Committee meeting was a web-hosted service created by Zoom and YouTube Live Streaming and was open and accessible for participation by members of the public. A recording of this meeting is available on our [Plan RVA YouTube Channel](#).*

**Call to Order, Welcome and Introductions**

Chair Spoonhower called the CVTA Finance Committee meeting to order at 9:01 a.m.

**Pledge of Allegiance**

Chair Spoonhower led the attendees in the Pledge of Allegiance.

**Certification of a Quorum**

Janice Scott, PlanRVA, took roll call of attendance and certified that a physical quorum was present.

**ADMINISTRATION**

**1. Confirmation of Member Participation from a Remote Location**

Chair Spoonhower reported that there were no members participating remotely.

**2. Consideration of Amendments to the Agenda**

There were no requested amendments to the agenda.

**3. Approval of August 14, 2024, CVTA Finance Committee Action Meeting Minutes**

On motion by John Moyer, seconded by Kevin Carroll, the members of the CVTA Finance Committee voted unanimously to approve the meeting minutes as presented (voice vote).

**4. Open Public Comment Period**

There were no public comments received and no requests to address the committee.

## 5. CVTA Finance Committee Chairman's Report

Chair Spoonhower thanked committee members for electing him as Chair.

## 6. CVTA Executive Director's Report

### a. Potential Causes for Tax Revenue Variation

Chet Parsons, Executive Director, reported that at its August meeting, the CVTA Finance Committee reviewed the monthly financial reports providing updates on tax revenues and distributions to member localities. There was a discussion and questions about the variability of the revenues, specifically the variations in the fuels tax revenues from month to month and the impacts of EV, hybrid, and fuel efficiency standards on the fuels tax revenues.

Staff consulted with VDOT, Virginia DMV, and the Department of Taxation and received the following reasons regarding the variability:

- DMV: Taxes for May activity are due the end of the following month, rather than the end of the second month, as is the case for August. This earlier due date can often lead to large June transfer amounts. Since May activity taxes are due just 10 days after the April filing deadline, some distributors will submit both months at the same time. Our system cuts off on the 20th of each month to capture returns that are due for the 20th filing period and will also pick up any early payments. It is not uncommon for a large percentage of the June transfer amount to be related to taxes on May activity.
- Dept of Taxation: The changes are due to seasonal, holidays and travel. We send VDOT the revenue the same month the tax return is filed by the taxpayer. As an example, December Sales tax are received by TAX in January and sent to VDOT in January.

## 7. CVTA Activities Report

### a. Financial Activities and Investment Reports

Mr. Parsons gave an overview of the monthly financial activities and investment reports and offered to answer any questions. He noted that the investment report shows a cumulative amount, meaning the current report is only showing interest income for the month of July.

### b. TAC Activities Report

Barbara Smith, CVTA TAC Chair, came forward and gave a report of the recent TAC and Fall Line Working Group meetings.

- The Fall Line Trail Working Group is reviewing the long-term management scope of work document.
- Trail maintenance is being explored by the FLWG and the TAC.
- A sub-committee will be reviewing the draft deallocation policy.
- A recommendation for use of the interest earnings has been made by TAC.
- The framework document and its remaining parking lot items have been reviewed and the TAC should be able to have a final report/recommendation on that next month.

## OTHER BUSINESS

### 1. FY24 Annual Certification and FY25 Local Allocations Plan

Mr. Parsons reported on the year-end report of locality expenditures through the fourth quarter of FY 2024 and expected local allocations for FY 2025. This has been reviewed by the TAC and unless revisions are requested by the localities this will be the final report. He clarified that this report applies only to local funds; no regional funding information is included in the year-end report.

On motion by Kevin Carroll, seconded by Steve McClung, the members of the CVTA Finance Committee voted to forward all nine FY24 Annual Certification reports to the full Authority with a recommendation for approval of the (voice vote).

Kevin Carroll requested additional details be added to the allocation plan from Chesterfield County, specifically the

On motion by Kevin Carroll, seconded by Kristen Nye, the members of the CVTA Finance Committee voted to recommend full Authority approval of the FY25 Local Allocation Plan with the changes requested for the Chesterfield County plan (voice vote).

**2. CVTA Regional Fund Interest Earnings - Options**

Mr. Parsons reported that, at its August meeting, the CVTA Finance Committee discussed the excellent performance of the regional funds that have been reinvested while waiting to be programmed for project costs. Following guidance from the Executive Director, members discussed the opportunity to develop plans that could benefit from investment of the regional revenue interest income.

The committee identified opportunities including reinvestment of the funding, allocation of funds to existing regional projects, set-asides for working capital reserve, and establishment of a funding stream for Fall Line wayfinding maintenance needs.

The CVTA TAC was asked to provide input on a possible course of action and for the Executive Director to report back at the September Finance Committee.

**Options for application of CVTA Interest Income – September 2024**

1. Continued reinvestment of funds with the goal of interest earnings growth.
  - o Rely on guidance of the CVTA fiscal agent to identify the best short-term reinvestment options as needed.
2. Application of interest earnings to regionally-identified projects. With the current interest earnings at \$11.6 million (June 2024), multiple existing projects could be fully funded or partially funded.
  - o Existing CVTA Regional projects may include:

<b>Project</b>	<b>Locality</b>	<b>Year of expenditure for allocated funds</b>	<b>Balance remaining</b>
I-64 at Oilville Rd (Rte 617) Interchange	Goochland	2028	\$2,906,512
Route 360 (Woodlake Village Pkwy - Otterdale Rd) Widening	Chesterfield	2026-2030	\$6,552,148
Busy Street Extension	Chesterfield	2027-2029	\$6,805,496
Rt. 360/Walnut Grove Rd Intersection Improvement	Hanover	2028, 2030-2031	\$4,626,811
Rt. 1 and Ashcake Intersection	Ashland	2024	\$3,498,694

- o There are approximately two dozen additional projects that have a balance to complete larger than the available interest earnings. The interest earnings could be applied to reduce the outstanding need for one or multiple of these projects.
- o The Fall Line Wayfinding Plan identifies a need for committed funding that provides much-needed resources for maintenance, signage, and related infrastructure along the Fall Line corridor. This funding source has not yet been identified, but would benefit all seven jurisdictions impacted by the project. The dollar amount necessary to seed this funding source is \$1,500,000.

3. Set aside as the Working Capital Reserve identified in the CVTA financial policies and procedures. The policy requires three months of the budgeted annual CVTA Regional Funds to be included in this reserve. At this time there have been no funds set aside for the reserve.
  - o For 2024, the projected regional revenue funds provided by the Commonwealth equals \$71.9 million.
  - o Based on the 2024 annual funding, the reserve should be set to \$17.975 million.
  - o Begin the set-aside for the WCR using the interest income as seed money. Using the \$11.6 million reported for June 2024, the reserve would be 64.5% complete.

Potential Interest Income Scenarios were presented with six options for review. Following discussion, the TAC drafted a potential 7<sup>th</sup> scenario: fully fund the Fall Line Wayfinding Implementation in the amount of \$1.5 million and for consideration of seeding the Working Capital Reserve and/or reinvestment of funds using the balance of available interest reserves at the discretion of the Finance

Committee members had discussion and made several suggestions on the matter, including:

- The importance of building the working capital reserve.
- Suggestion and discussion on dedicating a fixed percentage of the monthly interest earnings for the working capital reserve fund.
- Suggestion that a policy on use of interest earnings should be incorporated into the CVTA financial policies, and that policy should allow for flexibility wherever possible.
- The need to be fair and equitable, keeping in mind that the Fall Line Trail will only be located in certain localities in the region.

On motion by John Moyer, seconded by Kristen Nye, the members of the CVTA Finance Committee voted to make the following recommendation the full Authority dedicate \$1.5 million of CVTA interest income to fund the Fall Line Trail Wayfinding Plan design and construction, dedicate one half of the CVTA interest income for Working Capital Reserve for reinvestment, and dedicate one half of the remaining CVTA interest income earnings fund regional projects; and instruct the Technical Advisory Committee the Technical Advisory Committee to develop recommendations on those regional projects (voice vote).

On motion by Kevin Carroll, seconded by John Moyer, the members of the CVTA Finance Committee voted to instruct staff to develop a fiscal policy to address use of interest earnings for the Finance Committee to review at its next meeting (voice vote).

### **3. CVTA Bond Finance Validation**

Mr. Parsons reported that, at its August meeting, the Central Virginia Transportation Authority received a report on bond finance validation. This report was introduced by the Executive Director and led by bond counsel. The Finance Committee and TAC have discussed the bond validation process and feel that it is the appropriate next step in the process to prepare the CVTA to issue debt in the future.

Megan Martz Gilliland with Kaufman & Canoles, P.C., gave a presentation at the August meeting on implementing a legal structure for future bond financing. [The presentation can be viewed here.](#)

Sean Davis, Authority Chair, asked that the matter be further reviewed and vetted by the Finance Committee.

It was noted that the recommended action will position the Authority to issue debt but does not make it mandatory that debt be issued.

On motion by Kevin Carroll seconded by John Moyer, the members of the CVTA Finance Committee voted to recommend full Authority approval for the Executive Director to proceed with the bond finance validation process (voice vote).

**4. CVTA Finance Committee Member Comments**

John Moyer commented on activities scheduled for Colonial Downs in New Kent County.

**5. Next Meeting**

The next meeting is scheduled for October 9, 2024, at 9:00 a.m. in the PlanRVA James River Board Room, 424 Hull St., Suite 300, Richmond, VA 23224 and via Zoom.

**6. Adjournment**

The meeting was adjourned at 9:52 a.m.



**CENTRAL VIRGINIA TRANSPORTATION AUTHORITY**  
**Tax Collections and Allocations**  
**For the Fiscal Year Ended June 30, 2024**

	June Tax Activity 09/30/23	July Tax Activity 10/31/23	August Tax Activity 11/30/23	September Tax Activity 12/31/23	October Tax Activity 01/31/24	November Tax Activity 02/29/24	December Tax Activity 03/31/24	January Tax Activity 04/30/24	February Tax Activity 05/31/24	March Tax Activity 06/30/24	April Accrual 07/31/24	May Accrual 08/31/24	YTD	LTD
<b>Local Distribution Fund</b>														
Receipt of Taxes:														
Sales and Use Tax	\$ 13,837,841	\$ 14,286,440	\$ 13,761,213	\$ 13,474,547	\$ 13,902,477	\$ 15,478,075	\$ 11,873,394	\$ 12,939,694	\$ 13,876,092	\$ 13,562,934	\$ 14,315,500	\$ 14,136,875	\$ 165,445,081	\$ 575,895,377
Local Fuels Tax	3,842,244	4,369,570	4,550,281	5,197,880	4,486,802	4,231,148	5,381,251	4,763,923	5,153,893	4,030,099	6,002,156	4,874,859	56,884,106	200,665,229
<b>Total Receipt of Taxes</b>	<b>17,680,085</b>	<b>18,656,010</b>	<b>18,311,494</b>	<b>18,672,427</b>	<b>18,389,279</b>	<b>19,709,223</b>	<b>17,254,645</b>	<b>17,703,617</b>	<b>19,029,985</b>	<b>17,593,032</b>	<b>20,317,656</b>	<b>19,011,733</b>	<b>222,329,187</b>	<b>776,560,606</b>
Cash Outflows & Transfers:														
Transfers:														
Operating Fund	325,048	-	-	-	-	-	-	-	-	-	-	-	325,048	2,019,768
Regional Fund	6,074,263	6,442,722	6,450,584	6,580,670	6,436,248	6,898,228	6,039,126	6,196,266	6,660,495	6,157,561	7,111,180	6,654,107	77,701,449	271,089,293
Payments to GRTC	2,603,256	2,798,402	2,746,724	2,800,864	2,758,392	2,956,383	2,588,197	2,655,543	2,854,498	2,638,955	3,047,648	2,851,760	33,300,621	116,181,125
<b>Total transfers</b>	<b>9,002,567</b>	<b>9,241,124</b>	<b>9,197,308</b>	<b>9,381,534</b>	<b>9,194,640</b>	<b>9,854,611</b>	<b>8,627,322</b>	<b>8,851,808</b>	<b>9,514,992</b>	<b>8,796,516</b>	<b>10,158,828</b>	<b>9,505,867</b>	<b>111,327,118</b>	<b>389,290,187</b>
Local Distributions:														
Ashland	28,669	34,903	30,933	35,497	33,312	34,764	29,833	29,625	35,607	32,348	34,036	38,363	397,889	1,321,177
Charles City	39,251	-	-	22,696	46,691	51,433	40,817	43,763	52,460	80,902	55,388	64,718	498,117	2,270,168
Chesterfield	2,582,822	2,716,292	2,674,022	2,709,791	2,691,537	2,860,908	2,631,447	2,668,345	2,673,970	2,491,548	3,014,916	2,706,882	32,422,481	111,626,523
Goochland	203,589	205,763	263,704	259,466	229,874	247,323	202,930	200,726	265,258	217,094	295,873	244,043	2,835,644	9,730,705
Hanover	1,223,007	1,341,443	1,193,624	1,358,534	1,291,206	1,346,945	1,141,201	1,144,709	1,380,170	1,246,928	1,313,449	1,487,012	15,468,228	53,743,399
Henrico	2,775,521	3,002,053	2,843,311	2,813,901	2,937,878	3,206,706	2,673,025	2,765,960	3,023,233	2,762,230	3,142,712	2,896,631	34,843,159	123,494,537
New Kent	153,946	219,171	232,394	251,885	180,673	208,777	189,729	190,493	215,386	216,512	286,468	261,948	2,607,383	9,192,264
Powhatan	195,798	223,703	209,877	226,538	217,450	216,679	197,638	191,497	219,561	219,192	266,683	185,860	2,570,476	8,706,953
Richmond	1,474,916	1,671,559	1,666,322	1,612,584	1,566,018	1,681,077	1,520,702	1,616,691	1,649,347	1,529,763	1,749,302	1,620,410	19,358,691	67,184,695
<b>Total local distributions</b>	<b>8,677,519</b>	<b>9,414,887</b>	<b>9,114,187</b>	<b>9,290,893</b>	<b>9,194,640</b>	<b>9,854,611</b>	<b>8,627,322</b>	<b>8,851,808</b>	<b>9,514,992</b>	<b>8,796,516</b>	<b>10,158,828</b>	<b>9,505,867</b>	<b>111,002,070</b>	<b>387,270,419</b>
Local Distribution Fund ending balance	\$ -	\$ -	\$ -	\$ -	\$ -	\$ -	\$ -	\$ -	\$ -	\$ -	\$ -	\$ -	\$ -	\$ (0)
<b>Operating Fund</b>														
Beginning balance, July 1, 2023													\$ 678,669	
Transfer from Local Distribution Fund	\$ 325,048	\$ -	\$ -	\$ -	\$ -	\$ -	\$ -	\$ -	\$ -	\$ -	\$ -	\$ -	325,048	
Prior year accounts payable	-	-	-	-	-	-	-	-	-	-	-	-	-	-
Payment of operating costs	-	-	-	(144,461)	-	(184,017)	(175,564)	(53,743)	(113,632)	-	(101,930)	-	(773,347)	
Interest income	2,630	3,772	4,102	3,639	3,634	2,620	2,451	1,741	1,365	1,150	1,007	728	28,839	
<b>Operating Fund ending balance</b>	<b>\$ 327,678</b>	<b>\$ 3,772</b>	<b>\$ 4,102</b>	<b>\$ (140,822)</b>	<b>\$ 3,634</b>	<b>\$ (181,397)</b>	<b>\$ (173,113)</b>	<b>\$ (52,002)</b>	<b>\$ (112,267)</b>	<b>\$ 1,150</b>	<b>\$ (100,923)</b>	<b>\$ 728</b>	<b>\$ 259,209</b>	
<b>Regional Fund</b>														
Beginning balance, July 1, 2023													\$ 198,993,043	
Transfer from Local Distribution Fund	\$ 6,074,263	\$ 6,442,722	\$ 6,450,584	\$ 6,580,670	\$ 6,436,248	\$ 6,898,228	\$ 6,039,126	\$ 6,196,266	\$ 6,660,495	\$ 6,157,561	\$ 7,111,180	\$ 6,654,107	77,701,449	
Payment for regional projects	(234,759)	-	(219,126)	(79,657)	(38,698)	(264,855)	(21,182)	(568,971)	(2,525,162)	(62,495)	(545,543)	(1,598,467)	(6,158,914)	
Interest income	582,074	632,530	646,572	2,335,844	2,104,915	1,197,867	968,049	898,672	788,617	785,087	845,083	876,852	12,662,162	
Receivable Due from Locality	-	86,881	(41,561)	(45,321)	-	-	-	-	-	-	-	-	0	
<b>Regional Fund ending balance</b>	<b>\$ 6,421,578</b>	<b>\$ 7,162,133</b>	<b>\$ 6,836,469</b>	<b>\$ 8,791,536</b>	<b>\$ 8,502,465</b>	<b>\$ 7,831,241</b>	<b>\$ 6,985,993</b>	<b>\$ 6,525,968</b>	<b>\$ 4,923,950</b>	<b>\$ 6,880,154</b>	<b>\$ 7,410,720</b>	<b>\$ 5,932,491</b>	<b>\$ 283,197,740</b>	

Notes:  
\* Activity month is reported. CVTA receives funds three months after the activity month.



# MONTHLY INVESTMENT REPORT

REBECCA R. LONGNAKER, CPA, MGT  
 INVESTMENT OFFICER  
 424 Hull Street, Suite 300  
 Richmond, VA 23224  
 Office: 804-748-1201  
 Email: longnakerr@chesterfield.gov  
 www.chesterfield.gov/treasurer

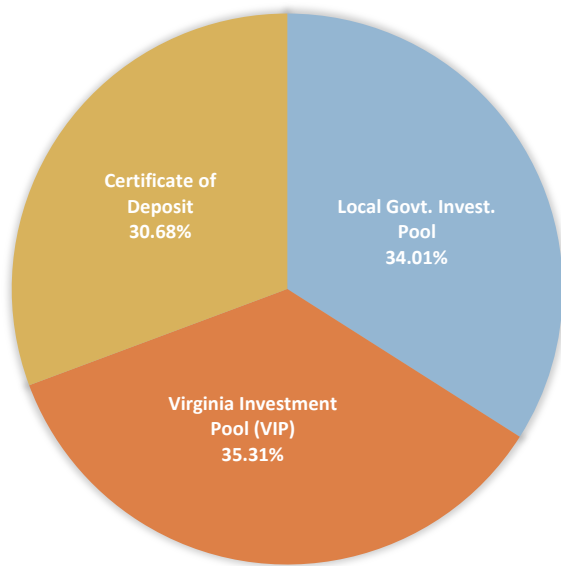
## AUGUST 2024

This investment report for August 2024 is presented in accordance with the Investment Policy of the Treasurer of Chesterfield County, Virginia. The objective of the policy is to obtain the highest possible yield on available financial assets, consistent with constraints imposed by safety objectives, cash flow considerations and the laws of the Commonwealth of Virginia that restrict the placement of public funds. All investments held are in compliance with this policy.

### Investments at a glance (as of 8/31/2024)

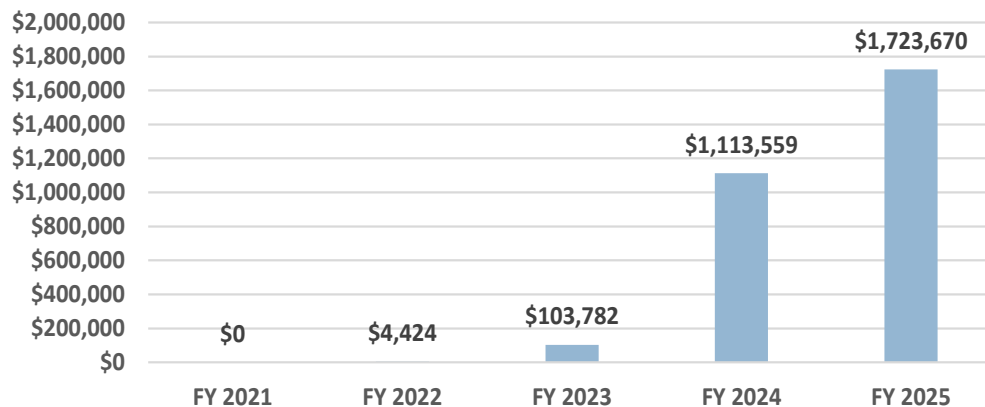
Total Book Value	\$277,301,309.73
Average Days to Maturity	49
Yield to Maturity 365 Day Equivalent	5.51%

## Investment Type Allocation



Portfolio Mix	Balance
Local Govt. Invest. Pool (LGIP)	\$94,311,091.29
Virginia Investment Pool (VIP)	\$97,914,993.44
Federal Agency Discount	\$0.00
Federal Agency Coupon	\$0.00
Corporate Bond	\$0.00
Commercial Paper	\$0.00
Certificate of Deposit	\$85,075,225.00
US Treasury Discount	\$0.00
<b>Total</b>	<b>\$277,301,309.73</b>

## Cumulative Interest Earnings FY2025



Interest earnings through August 2024 exceeded prior years. Short term yields have remained high to combat inflation, however the Federal Reserve announced a rate cut of 50 basis points at the September meeting. Cash flow projections provided by the financial advisory committee will determine how long maturities may be invested.

# Benchmark Comparisons

The 91-Day Treasury Bill, 6-Month Treasury Bill and the Virginia Treasury Prime Liquidity are used as benchmarks for Central Virginia Transportation Authority's (CVTA) portfolio performance. The portfolio outperformed all of the yield benchmarks and two of the year over year benchmarks for the month of August. Short term yields have remained high to combat inflation, however, the Federal Reserve announced a rate cut of 50 basis points at the September meeting.

YIELD BENCHMARKING			
	CURRENT YIELD	YEAR AGO	YoY CHANGE
Portfolio	5.51%	5.46%	0.05% pts
91-day T-Bill	5.30%	5.56%	-0.26% pts
6-month T-Bill	4.96%	5.54%	-0.58% pts
Va. Treas. Prime Liq.	4.70%	4.51%	0.19% pts

## Compliance Report

The Treasurer's Investment Policy specifies limits on categories of investments to obtain diversification and avoid incurring unreasonable risk inherent in over-investing in specific instruments. CVTA's Investment Portfolio is in compliance with the Treasurer's Investment Policy.

Investment Category	Code of Virginia			Treasurer's Investment Policy			August Actual %
	Maximum Maturity	Authorized % Limit	Rating Requirement	Maximum Maturity	Authorized % Limit	Rating Requirement	
Local Government Investment Pool (LGIP)	N/A	100%	N/A	N/A	100%	N/A	34.01%
Virginia Investment Pool Trust Fund (VIP)	N/A	100%	N/A	N/A	100%	N/A	35.31%
Federal Agency Discount	No Limit	100%	N/A	5 Years	100%	N/A	0.00%
Federal Agency Coupon	No Limit	100%	N/A	5 Years	100%	N/A	0.00%
Corporate Bonds	5 Years	100%	AA/Aa	5 Years	100%	AA/Aa	0.00%
Commercial Paper	270 Days	35%	A1/P1/F1/D1	270 Days	35%	A1/P1/F1/D1	0.00%
Certificate of Deposit	5 Years	100%	A1/P1/AA/Aa	5 Years	100%	A1/P1/AA/Aa	30.68%
U.S. Treasury Discount	No Limit	100%	N/A	5 Years	100%	N/A	0.00%

## Understanding Key Investment Terms

<b>Local Government Investment Pool (LGIP)</b>	A State-administered fund that enables governmental entities to realize the economies of large-scale investing and professional funds management.
<b>Virginia Investment Pool Trust Fund (VIP)</b>	A fund, administered by the Virginia Municipal League (VML) and Virginia Association of Counties (VACo), that provides political subdivisions of the Commonwealth of Virginia the ability to pool their funds and invest under the direction and daily supervision of a professional fund manager.
<b>Federal Agency Discount</b>	Fixed income government agency obligations priced below par and maturing in more than one year.
<b>Federal Agency Coupon</b>	Fixed income government agency obligations with a stated interest rate and maturing in more than one year.
<b>Corporate Bonds</b>	Corporate Bonds are debt securities issued by publicly-held corporations to raise money for expansion or other business needs with a rating from at least two agencies of Aa by Moody's Investor Service, Inc., AA by Standard and Poors, Inc. or AA by Fitch, and a maturity of no more than five years.
<b>Commercial Paper</b>	"Prime Quality" paper with a maturity of 270 days or less and rated at least prime 1, A-1, or F-1 by the major credit rating agencies.
<b>Certificate of Deposit</b>	Negotiable certificates of deposits of domestic banks and domestic offices of foreign banks with a rating of at least A-1 or P-1 for maturities one year or less, and AA or Aa for maturities over one year and not exceeding five years.
<b>U.S. Treasury Discount</b>	Fixed income government securities priced below par and maturing in less than one year.



September 27, 2024

To the Board of Directors  
Central Virginia Transportation Authority  
Richmond, Virginia

In connection with our audit of the financial statements of the Central Virginia Transportation Authority (Authority) for the year ended June 30, 2024, we have the following comments and suggestions for your consideration.

***New GASB Pronouncements***

As of June 30, 2024, the Governmental Accounting Standards Board (GASB) had issued several statements not yet implemented by the Authority. The statements which might impact the Authority are as follows:

**Statement No. 101, *Compensated Absences***

This Statement provides guidance to better meet the information needs of financial statement users by updating the recognition and measurement guidance for compensated absences. That objective is achieved by aligning the recognition and measurement guidance under a unified model and by amending certain previously required disclosures.

Statement No. 101 will be effective for the Authority beginning with its year ending June 30, 2025.

**Statement No. 102, *Certain Risk Disclosures***

The objective of this Statement is to provide users of government financial statements with essential information about risks related to a government's vulnerabilities due to certain concentrations or constraints. That objective is achieved by requiring governments to disclose information about concentrations and constraints that could make them vulnerable to a heightened possibility of loss or harm.

The requirements of Statement 102 will be effective for the Commission beginning with its year ending June 30, 2025.

**Statement No. 103, *Financial Reporting Model Improvements***

The objective of this Statement is to improve key components of the financial reporting model to enhance its effectiveness in providing information that is essential for decision making and assessing a government's accountability.

The requirements of Statement 103 will be effective for the Commission beginning with its year ending June 30, 2026.

***Virginia Security for Public Deposits Act***

The Virginia Auditor of Public Accounts has introduced a new requirement regarding compliance with the Virginia Security for Public Deposits Act. Beginning with the quarter ending December 2023, entities are required to verify on a quarterly basis whether their cash account balances held in banks and other financial institutions have been properly reported as public funds.

This report is intended solely for the information and use of management, the Board of Directors of the Authority, and others within the organization and is not intended to be and should not be used by anyone other than these specified parties.

If you have any questions concerning any of these items or if we can be of further assistance, please contact us. We thank you for the opportunity to conduct your audit for the year ended June 30, 2024 and express our appreciation to everyone for their cooperation during this engagement.

*PBMares, LLP*

PBMares, LLP

# CENTRAL VIRGINIA TRANSPORTATION AUTHORITY

Results of the Audit  
*June 30, 2024*

Presented by:  
Michael A. Garber, Partner  
558 South Main Street, Harrisonburg, VA 22801  
(540) 434-5975  
[www.PBMares.com](http://www.PBMares.com)



## Purpose of this Report

Engagement Team and Firm Information

Overview of the Financial Statements

- Independent Auditor's Report
- Financial Statements
- Compliance Report

Required Communications under *Government Auditing Standards*

Questions, Comments, and Observations

## Table of Contents

Engagement Team and Firm Information .....	1
PBMares – Overview .....	1
State and Local Government Niche.....	1
Engagement Team.....	2
Overview of Financial Statements .....	3
Independent Auditor’s Report.....	3
Financial Statements.....	3
Compliance Report .....	4
Required Communications under <i>Government Auditing Standards</i> .....	4
Required Communications.....	4
Closing.....	6
Exhibit A – Summary of Significant Accounting Estimates	
Exhibit B – Significant Written Communications between Management and Our Firm	



# Engagement Team and Firm Information

## PBMares – Overview

Ranked on INSIDE Public Accounting's IPA 100 list, PBMares is a full-service accounting and consulting firm, providing audit, tax, and advisory services. Founded in 1963, the firm is headquartered in Virginia and maintains a strong presence in the Mid-Atlantic region, with offices in Rockville, Maryland, Morehead City, Wilmington and New Bern, North Carolina, as well as Fairfax, Fredericksburg, Harrisonburg, Newport News, Norfolk, Richmond, Warrenton, and Williamsburg, Virginia. We have developed a strong practice and a solid reputation thanks to the background and qualifications of our highly skilled and experienced professional staff.

### *Range of Services*

With more than 300 professionals, PBMares offers expertise across a broad range of services. In addition to traditional assurance and tax services, we provide the following services:

- Cybersecurity
- Forensic
- Internal audits
- Outsourced accounting
- Wealth management
- Business valuations
- Retirement plan design and administration
- Transaction advisory
- Estate/trust accounting and planning
- Strategic planning
- Succession planning
- Litigation support

Industry specialties include:

- State and Local Government
- Not-for-Profit
- Construction and Real Estate
- Healthcare
- Financial institutions
- Government contractors
- Hospitality

### *PBMares Cares*

Part of being a CPA firm is serving the community. This should be an innate part of any firm's values, and, at PBMares, we take our role as stewards of society very seriously. It isn't just about providing excellence through our services. Our commitment to the public good has a deeper ethical significance to us as individuals and citizens and translates into many contributions to our communities where we live and work – ways that go beyond making a financial contribution. Many of PBMares' partners and employees serve on non-profit boards or volunteer thousands of hours in service to local charities, including churches, children's museums, schools, food pantries, youth sports, health care organizations, and countless other worthy causes.

## State and Local Government Niche

### *Public Sector Commitment and Experience*

PBMares' State & Local Government Team is comprised of more than 20 professionals focused on the unique compliance and regulatory needs of clients in the public sector. The public sector is one of the main focus industries within our firm. Members of the State & Local Government Team have extensive experience in providing audit and consulting services to many authorities, boards, commissions, counties, cities, and towns. The team is co-led by Betsy Hedrick and Mike Garber, who are based in the firm's Harrisonburg office.

Members of the team actively pursue information on the most up-to-date government developments and devote significant time researching and studying the economics, operational issues and trends affecting governmental entities to ensure we are on the leading edge of issues affecting clients. Team members serve as volunteer instructors at seminars conducted by the Virginia Government Finance Officers Association and the Virginia Society of Certified Public Accountants, as well as serve as seminar sponsors held by these associations. This deep industry involvement translates to a well-trained, specialized engagement team, setting us apart from many CPA firms.

## *Professional Development and Thought Leadership*

PBMares will share information regarding training opportunities for our clients in applicable subject matters, including the firm's free annual Municipal Government Ethics & Training Day. The State and Local Government Niche Team also maintains a blog, giving government entities timely information on subjects that impact them. Recent blog posts have covered topics including Federal grant compliance and guidance for implementing new *Governmental Accounting Standards*.

## Engagement Team


### Michael A. Garber, CPA, MBA, Partner



As the Engagement Partner for the Authority, Mike ensures that the services clients receive are of the highest quality and that the benefits of the professional working relationship between our two organizations are maximized. As such, he has overall responsibility for supervision of the engagement and provides technical expertise as needed. He is actively involved with the supervision, management and performance of the audit fieldwork, as well as the review of work papers and reports. He reviews the audit strategy and conducts the technical standards review of all work papers, as needed, and the final report. He has more than 30 years of experience in providing audit, accounting, and consulting services to governmental entities. He also has extensive experience performing and reviewing single audits. He also co-leads the firm's State and Local Government Team.

Mike is a member of the American Institute of Certified Public Accountants, the Virginia Society of Certified Public Accountants (VSCPA), the Government Finance Officers Association (GFOA) and Virginia Government Finance Officers Association (VGFOA). He has been a presenter and session leader for new GASB pronouncements and other governmental related topics for the VSCPA, the Virginia Association of School Business Officials (VASBO), and the VGFOA. Mr. Garber is also a reviewer for the GFOA Certificate of Achievement for Excellence in Financial Reporting program. For ten years, he was recognized by Virginia Business magazine and the VSCPA as a "Super CPA" in the service areas of Government and Not-for-Profit as voted on by his peers from throughout the Commonwealth.

### Tyler Farnsworth, CPA, Director



As the Engagement Manager, Tyler designs the engagement strategy and procedures, directs the fieldwork and reviews the work of the staff accountants assigned to the engagement. He coordinates on-site and daily work efforts. Tyler joined PBMares in 2014. Since joining PBMares, he has worked on audit teams for various government audit engagements including counties, cities, towns, authorities, boards, and commissions.

He is a member of the American Institute of Certified Public Accountants, the Virginia Society of Certified Public Accountants and the Virginia Government Finance Officers' Association.

# Overview of Financial Statements

## Independent Auditor's Report

The independent auditor's report has specific significance to readers of the financial report.

### *Management's Responsibility for the Financial Statements*

The financial statements are the responsibility of management.

### *Auditor's Responsibility*

Our responsibility, as external auditors, is to express opinions on these financial statements based on our audit. We conducted our audit in accordance with auditing standards generally accepted in the United States of America; the standards applicable to financial audits contained in *Government Auditing Standards*, issued by the Comptroller General of the United States; and the *Specifications for Audits of Authorities, Boards and Commissions* issued by the Auditor Public Accounts of the Commonwealth of Virginia. We planned and performed our audit to obtain reasonable assurance about whether the financial statements are free from material misstatement.

### *Opinions*

We have issued an unmodified audit report (i.e. "clean opinions"). The respective financial statements are considered to present fairly the financial position and results of operations as of and for the year ended June 30, 2024.

### *Other Matters*

Certain required supplementary information and the introductory included in the financial report, have not been subjected to the auditing procedures applied in the audit of the basic financial statements and, accordingly, we do not express an opinion or provide any assurance on them.

### *Other Reporting*

*Government Auditing Standards* require auditors to issue a report on our consideration of internal control over financial reporting and on our tests of compliance with certain provisions of laws, regulations, contracts and grant agreements and other matters. We have issued such a report and reference to this report is included in the independent auditor's report.

## Financial Statements

These Financial Statements consist of three sections: introductory, financial, and compliance. The financial section has two components: management's discussion and analysis and the basic financial statements. The basic financial statements include the government-wide financial statements, fund financial statements, and notes to financial statements.

### *Government-wide Financial Statements*

The government-wide financial statements report information about the Authority as a whole using accounting methods similar to those used by private-sector companies.

The first government-wide statement, the Statement of Net Position, presents information on all of the Authority's assets and liabilities with the difference reported as net position. This statement provides both long-term and short-term information.

The second government-wide statement, the Statement of Activities, presents information showing how the Authority's net position changed during the most recent fiscal year. All changes in net position are reported as soon as the underlying event giving rise to the change occurs, regardless of the timing of related cash flows.

Total assets of the Authority exceeded total liabilities at June, 30, 2024 by \$283,169,806.

## *Governmental Funds*

At June 30, 2024, the Authority's major governmental funds, the General Fund and the Special Revenue Funds, reported total fund balances of \$283,169,806, which was comprised of unassigned and restricted fund balances.

## **Compliance Report**

The report is based on our tests of the Authority's internal controls and compliance with laws, regulations, etc. The report is not intended to provide an opinion, but to provide a form of negative assurance as to the Authority's internal controls and compliance with applicable rules and regulations. This report and the procedures performed are required by *Government Auditing Standards* as issued by the U. S. Government Accountability Office (GAO).

## **Required Communications under *Government Auditing Standards***

### **Required Communications**

Auditing Standards generally accepted in the United States of America (AU-C 260, *The Auditor's Communication with Those Charged with Governance*) require the auditor to promote effective two-way communication between the auditor and those charged with governance. Consistent with this requirement, the following summarizes our responsibilities regarding the basic financial statement audit and compliance reporting process, as well as observations arising from our audit that are significant and relevant to your responsibility to oversee the financial and compliance reporting process.

#### *Our Responsibilities with Regard to the Financial Statement and Compliance Audit*

Our responsibilities under auditing standards generally accepted in the United States of America; *Government Auditing Standards* issued by the Comptroller General of the United States; and *Specifications for Authorities, Boards and Commissions* provided by the Auditor of Public Accounts of the Commonwealth of Virginia have been described to you in our arrangement letter dated April 15, 2024. Our audit of the financial statements does not relieve management or those charged with governance of their responsibilities which are also described in that letter.

#### *Overview of the Planned Scope and Timing of the Financial Statement and Compliance Audit*

We have issued a separate communication dated April 15, 2024 regarding the planned scope and timing of our audit and identified risks.

#### *Accounting Policies and Practices*

##### *Preferability of Accounting Policies and Practices*

Under accounting principles generally accepted in the United States of America, in certain circumstances, management may select among alternative accounting practices. In our view, in such circumstances, management has selected the preferable accounting practice.

##### *Adoption of, or Change in, Accounting Policies*

Management has the ultimate responsibility for the appropriateness of the accounting policies used by the Authority. The Authority did not adopt any significant new accounting policies, nor have there been any changes in existing significant accounting policies during the current period.

##### *Significant or Unusual Transactions*

We did not identify any significant or unusual transactions or significant accounting policies in controversial or emerging areas for which there is a lack of authoritative guidance or consensus.

##### *Management's Judgments and Accounting Estimates*

Summary information about the process used by management in formulating particularly sensitive accounting estimates and about our conclusions regarding the reasonableness of those estimates is included in Exhibit A.

### *Audit Adjustments*

There were no audit adjustments made to the original trial balance presented to us to begin our audit..

### *Uncorrected Misstatements*

We are not aware of any uncorrected misstatements other than misstatements that are clearly trivial.

### *Disagreements with Management*

We encountered no disagreements with management over the application of significant accounting principles, the basis for management's judgments on significant matters, the scope of the audit or significant disclosures to be included in the financial statements.

### *Consultations with Other Accountants*

We are not aware of any consultations management had with other accountants about accounting or auditing matters.

### *Significant Issues Discussed with Management*

No significant issues arising from the audit were discussed with or were the subject of correspondence with management.

### *Significant Difficulties Encountered in Performing the Audit*

We did not encounter any significant difficulties in dealing with management during the audit.

### *Difficult or Contentious Matters that Required Consultation*

We did not encounter any significant and difficult or contentious matters that required consultation outside the engagement team.

### *Shared Responsibilities for Independence*

In all matters relating to audit work required by the Authority, PBMares is free from personal and external impediments to independence, is organizationally independent, and will maintain an independent attitude and appearance with respect to the requested audit services. PBMares is free of all obligations and interests that might or would conflict with the best interests of the Authority.

Independence is a joint responsibility and is managed most effectively when management, audit committees (or their equivalents), and audit firms work together in considering compliance with American Institute of Certified Public Accountants (AICPA) and Government Accountability Office (GAO) independence rules. For PBMares to fulfill its professional responsibility to maintain and monitor independence, management, the audit committee, and PBMares each play an important role.

### *PBMares Responsibilities*

- AICPA and GAO rules require independence both of mind and in appearance when providing audit and other attestation services. PBMares is to ensure that the AICPA and GAO's General Requirements for performing non-attest services are adhered to and included in all letters of engagement.
- Maintain a system of quality management over compliance with independence rules and firm policies.

### *The Authority's Responsibilities*

- Timely inform PBMares, before the effective date of transactions or other business changes, of the following:
  - New affiliates, directors, or officers.
  - Changes in the reporting entity impacting affiliates such as subsidiaries, partnerships, related entities, investments, joint ventures, component units, jointly governed organizations.
- Provide necessary affiliate information such as new or updated structure charts, as well as financial information required to perform materiality calculations needed for making affiliate determinations.

- Understand and conclude on the permissibility, prior to the Authority and its affiliates, officers, directors, or persons in a decision-making capacity, engaging in business relationships with PBMares.
- Not entering into arrangements of nonaudit services resulting in PBMares being involved in making management decisions on behalf of the Authority.
- Not entering into relationships resulting in close family members of PBMares covered persons, temporarily or permanently acting as an officer, director, or person in an accounting, financial reporting or compliance oversight role at the Authority.

### *Significant Written Communications between Management and Our Firm*

Copies of significant written communications between our firm and management of the Authority, including the representation letter provided to us by management, are attached as Exhibit B.

## Closing

This information is intended solely for the use of Audit Committee and management and is not intended to be, and should not be, used by anyone other than these specified parties. It will be our pleasure to respond to any questions you have about this report.

We appreciate the opportunity to serve the Central Virginia Transportation Authority.

Thank you.

## Exhibit A – Summary of Significant Accounting Estimates

# Exhibit A – Summary of Significant Accounting Estimates

Accounting estimates are an integral part of the preparation of financial statements and are based upon management’s current judgment. The process used by management encompasses their knowledge and experience about past and current events and certain assumptions about future events. You may wish to monitor throughout the year the process used to determine and record these accounting estimates. The following describes the significant accounting estimates reflected in the Authority’s June 30, 2024 financial statements:

Estimate	Accounting Policy	Management’s Estimation Process	Basis for Our Conclusions on Reasonableness of Estimate
Investments	Investment Valuation	The fair value of investments are recorded based on reporting provided by the custodian. The Authority relies upon the custodian to price securities or determine fair value based on the highest quality of inputs available.	<p>Management’s approach to recognizing fair value adjustment of investments appear reasonable and consistent with accepted practice.</p> <p>While these estimates are based on information provided by the custodian, the Authority should continue to monitor and evaluate the quality of information used to develop fair value estimates and risks inherent to such measures.</p>



Exhibit B – Significant Written Communications  
between Management and Our Firm

September 27, 2024

PBMares, LLP  
558 South Main Street  
Harrisonburg, Virginia 22801

This representation letter is provided in connection with your audit of the basic financial statements of Central Virginia Transportation Authority (Authority) as of and for the year ended June 30, 2024 for the purpose of expressing an opinion on whether the financial statements are presented fairly, in all material respects, in accordance with accounting principles generally accepted in the United States of America (U.S. GAAP).

We confirm, to the best of our knowledge and belief, as of September 27, 2024:

*Financial Statements*

1. We have fulfilled our responsibilities, as set out in the terms of the audit engagement letter dated April 15, 2024, for the preparation and fair presentation of the financial statements referred to above in accordance with U.S. GAAP.
2. We acknowledge our responsibility for the design, implementation, and maintenance of internal control relevant to the preparation and fair presentation of financial statements that are free from material misstatement, whether due to fraud or error.
3. We acknowledge our responsibility for the design, implementation, and maintenance of internal control to prevent and detect fraud.
4. The methods, data, and significant assumptions used by us in making accounting estimates and their related disclosures are appropriate to achieve recognition, measurement, or disclosure that is reasonable in the context of U.S. GAAP, and reflect our judgment based on our knowledge and experience about past and current events, and our assumptions about conditions we expect to exist and courses of action we expect to take.
5. The methods, assumptions and data used to record fair market value of investments are as follows, and result in an estimate that is appropriate for financial statement measurement and disclosure purposes and have been consistently selected and applied in making the estimate: The fair value of investments are recorded based on reporting provided by the custodian. The Authority relies upon the custodian to price securities or determine fair value based on the highest quality of inputs available. Significant judgments made in making the estimate have taken into account all relevant information of which we are aware. All disclosures related to the estimate, including disclosures describing estimation uncertainty, are complete and reasonable in the context of U.S. GAAP. No subsequent events have occurred that would require adjustment to the estimate and related disclosures included in the financial statements.

6. The financial statements properly classify all funds and activities in accordance with Governmental Accounting Standards Board (GASB) Statement No. 54, *Fund Balance Reporting and Governmental Fund Type Definitions*, as amended.
7. All events subsequent to the date of the financial statements and for which U.S. GAAP requires adjustment have been disclosed, if any.
8. The effects of all known actual or possible litigation and claims have been accounted for and disclosed in accordance with U.S. GAAP, if any.
9. Management has followed applicable laws and regulations in adopting, approving and amending budgets.
10. Components of net position (restricted and unrestricted) and classifications of fund balance (restricted and unassigned) are properly classified and, if applicable, approved.
11. Expenses have been appropriately classified in or allocated to functions and programs in the statement of activities, and allocations have been made on a reasonable basis.
12. Interfund, internal, and intra-entity activity and balances have been appropriately classified and reported.
13. In the audit engagement letter dated April 15, 2024, we requested that you draft the financial statements.

With respect to this service:

- a. We have made all management decisions and performed all management functions;
  - b. We assigned an appropriate individual to oversee the services;
  - c. We evaluated the adequacy and results of the services performed, and made an informed judgment on the results of the services performed;
  - d. We have accepted responsibility for the results of the services; and
  - e. We have accepted responsibility for all significant judgments and decisions that were made.
14. We have complied with all aspects of laws, regulations and provisions of contracts and agreements that would have a material effect on the financial statements in the event of noncompliance. In connection therewith, we specifically represent that we are responsible for determining that we are not subject to the requirements of the Single Audit Act because we have not received, expended or otherwise been the beneficiary of the required amount of federal awards during the period of this audit.
  15. We have no knowledge of any uncorrected misstatements in the financial statements.
  16. We have requested an unsecured electronic copy of the auditor's report and basic financial statements and agree that the auditor's report and basic financial statements will not be modified in any manner.

*Information Provided*

17. We have provided you with:
  - a. Access to all information, of which we are aware that is relevant to the preparation and fair presentation of the financial statements such as records, documentation, and other matters.
  - b. Additional information that you have requested from us for the purpose of the audit.
  - c. Unrestricted access to persons within the Authority from whom you determined it necessary to obtain audit evidence.
  - d. Minutes of the meetings of the governing body and committees, or summaries of actions of recent meetings for which minutes have not yet been prepared.
18. All transactions have been recorded in the accounting records and are reflected in the financial statements.
19. We have disclosed to you the results of our assessment of risk that the financial statements may be materially misstated as a result of fraud.
20. It is our responsibility to establish and maintain internal control over financial reporting. One of the components of internal control is risk assessment. We hereby represent that our risk assessment process includes identification and assessment of risks of material misstatement due to fraud. We have shared with you our fraud risk assessment, including a description of the risks, our assessment of the magnitude and likelihood of misstatements arising from those risks, and the controls that we have designed and implemented in response to those risks.
21. We have no knowledge of allegations of fraud or suspected fraud, affecting the Authority's financial statements involving:
  - a. Management.
  - b. Employees who have significant roles in the internal control.
  - c. Others where the fraud could have a material effect on the financial statements.
22. We have no knowledge of any allegations of fraud or suspected fraud affecting the Authority's financial statements received in communications from employees, former employees, analysts, regulators, or others.
23. We have no knowledge of noncompliance or suspected noncompliance with laws and regulations.
24. We are not aware of any pending or threatened litigation and claims whose effects should be considered when preparing the financial statements.
25. We are aware of no significant deficiencies, including material weaknesses, in the design or operation of internal controls that could adversely affect the Authority's ability to record, process, summarize and report financial data.

26. There have been no communications from regulatory agencies concerning noncompliance with, or deficiencies in, financial reporting practices.
27. During the course of your audit, you may have accumulated records containing data that should be reflected in our books and records. All such data have been so reflected. Accordingly, copies of such records in your possession are no longer needed by us.

*Supplementary Information*

28. With respect to the Management's Discussion and Analysis presented as required by the Governmental Accounting Standards Board to supplement the basic financial statements:
  - a. We acknowledge our responsibility for the presentation of such required supplementary information.
  - b. We believe such required supplementary information is measured and presented in accordance with guidelines prescribed by U.S. GAAP.
  - c. The methods of measurement or presentation have not changed from those used in the prior period.

*Compliance Considerations*

In connection with your audit, conducted in accordance with *Government Auditing Standards*, we confirm management:

29. Is responsible for the preparation and fair presentation of the financial statements in accordance with the applicable financial reporting framework.
30. Is responsible for compliance with the laws, regulations, and provisions of contracts and grant agreements applicable to the auditee.
31. Is not aware of any instances of identified and suspected fraud and noncompliance with provisions of laws, regulations, contracts, and grant agreements that have a material effect on the financial statements.
32. Is responsible for the design, implementation, and maintenance of internal control relevant to the preparation and fair presentation of financial statements that are free from material misstatement, whether due to fraud or error.
33. Acknowledges its responsibility for the design, implementation, and maintenance of internal controls to prevent and detect fraud.
34. Has a process to track the status of audit findings and recommendations, if any.

35. Acknowledges its responsibilities as it relates to non-audit services performed by the auditor, including a statement that it assumes all management responsibilities; that it oversees the services by designating an individual, preferably within senior management, who possesses suitable skill, knowledge or experience; that it evaluates the adequacy and results of the services performed; and that it accepts responsibility for the results of the services.

CENTRAL VIRGINIA TRANSPORTATION AUTHORITY

*Chet Parsons*

---

Chet Parsons, Executive Director (CVTA)

*Sheila White*

---

Sheila White, Director of Finance (City of Richmond)

*Deborah D. Baicy*

---

Debbie Baicy, Fiscal Services Coordinator (Chesterfield County)



**CENTRAL VIRGINIA  
TRANSPORTATION AUTHORITY**

**FINANCIAL AND COMPLIANCE REPORTS**

**YEAR ENDED JUNE 30, 2024**



---

ASSURANCE, TAX & ADVISORY SERVICES



# CENTRAL VIRGINIA TRANSPORTATION AUTHORITY

## TABLE OF CONTENTS

---

INTRODUCTORY SECTION	
Directory of Principal Officials	i

---

FINANCIAL SECTION	
INDEPENDENT AUDITOR’S REPORT	1 – 3
Management’s Discussion and Analysis	4 – 7
<i>Basic Financial Statements</i>	
Statement of Net Position	8
Statement of Activities	9
Balance Sheet – Governmental Funds	10
Statement of Revenues, Expenditures and Change in Fund Balances – Governmental Funds	11
Schedule of Revenues, Expenditures and Change in Fund Balance – Budget and Actual – General Fund	12
Notes to Financial Statements	13 - 22

---

COMPLIANCE SECTION	
INDEPENDENT AUDITOR’S REPORT ON INTERNAL CONTROL OVER FINANCIAL REPORTING AND ON COMPLIANCE AND OTHER MATTERS BASED ON AN AUDIT OF FINANCIAL STATEMENTS PERFORMED IN ACCORDANCE WITH <i>GOVERNMENT AUDITING STANDARDS</i>	23 – 24

# **INTRODUCTORY SECTION**

# CENTRAL VIRGINIA TRANSPORTATION AUTHORITY

## DIRECTORY OF PRINCIPAL OFFICIALS

### *Voting Members*

Mayor Levar M. Stoney, CVTA Chair; *City of Richmond*  
John H. Hodges, CVTA Vice Chair; *Town of Ashland*  
Kevin P. Carroll, *Chesterfield County*  
Tyrone E. Nelson, *Henrico County*  
Byron M. Adkins, Sr., *Charles City County*  
Neil Spoonhower, *Goochland County*  
Sean M. Davis, *Hanover County*  
John P. Moyer, *New Kent County*  
Steve W. McClung, *Powhatan County*  
Del Rae Cousins, *Virginia House of Delegates*  
Sen. Ghazala F. Hashmi, *Senate of Virginia*  
J. Rex Davis, *Commonwealth Transportation Board*

### *Non-Voting Members*

Perry J. Miller, *Capital Region Airport Commission*  
Sheryl Adams, *Greater Richmond Transit Company*  
Joi Taylor Dean, *Richmond Metropolitan Transportation Authority*  
Jennifer DeBruhl, *Virginia Department of Rail and Public Transportation*  
Stephen C. Brich, *Virginia Department of Transportation*  
Stephen A. Edwards, *Virginia Port Authority*

## **FINANCIAL SECTION**



## INDEPENDENT AUDITOR'S REPORT

To the Honorable Authority Board Members  
Central Virginia Transportation Authority

### **Report on the Audit of the Financial Statements**

#### ***Opinions***

We have audited the financial statements of the governmental activities, each major fund and the budgetary comparison of the Central Virginia Transportation Authority (Authority) as of and for the year ended June 30, 2024, and the related notes to the financial statements, which collectively comprise the Authority's basic financial statements as listed in the table of contents.

In our opinion, the accompanying financial statements referred to above present fairly, in all material respects, the respective financial position of the governmental activities and each major fund of the Authority, as of June 30, 2024, and the respective changes in financial position and budgetary comparison for the year then ended in accordance with accounting principles generally accepted in the United States of America.

#### ***Basis for Opinions***

We conducted our audit in accordance with auditing standards generally accepted in the United States of America (GAAS); the standards applicable to financial audits contained in *Government Auditing Standards* issued by the Comptroller General of the United States (*Government Auditing Standards*); and the *Specifications for Audits of Authorities, Boards and Commissions* issued by the Auditor of Public Accounts of the Commonwealth of Virginia. Our responsibilities under those standards and specifications are further described in the Auditor's Responsibilities for the Audit of the Financial Statements section of our report. We are required to be independent of the Authority and to meet our other ethical responsibilities, in accordance with the relevant ethical requirements relating to our audit. We believe that the audit evidence we have obtained is sufficient and appropriate to provide a basis for our audit opinions.

#### ***Responsibility of Management for the Financial Statements***

Management is responsible for the preparation and fair presentation of these financial statements in accordance with accounting principles generally accepted in the United States of America, and for the design, implementation, and maintenance of internal control relevant to the preparation and fair presentation of financial statements that are free from material misstatement, whether due to fraud or error.

In preparing the financial statements, management is required to evaluate whether there are conditions or events, considered in the aggregate, that raise substantial doubt about the Authority's ability to continue as a going concern for twelve months beyond the financial statement date, including any currently known information that may raise substantial doubt shortly thereafter.

### ***Auditor's Responsibility for the Audit of the Financial Statements***

Our objectives are to obtain reasonable assurance about whether the financial statements as a whole are free from material misstatement, whether due to fraud or error, and to issue an auditor's report that includes our opinions. Reasonable assurance is a high level of assurance but is not absolute assurance and therefore is not a guarantee that an audit conducted in accordance with GAAS and *Government Auditing Standards* will always detect a material misstatement when it exists. The risk of not detecting a material misstatement resulting from fraud is higher than for one resulting from error, as fraud may involve collusion, forgery, intentional omissions, misrepresentations, or the override of internal control. Misstatements are considered material if there is a substantial likelihood that, individually or in the aggregate, they would influence the judgment made by a reasonable user based on the financial statements.

In performing an audit in accordance with GAAS and *Government Auditing Standards*, we

- Exercise professional judgment and maintain professional skepticism throughout the audit.
- Identify and assess the risks of material misstatement of the financial statements, whether due to fraud or error, and design and perform audit procedures responsive to those risks. Such procedures include examining, on a test basis, evidence regarding the amounts and disclosures in the financial statements.
- Obtain an understanding of internal control relevant to the audit in order to design audit procedures that are appropriate in the circumstances, but not for the purpose of expressing an opinion on the effectiveness of the Authority's internal control. Accordingly, no such opinion is expressed.
- Evaluate the appropriateness of accounting policies used and the reasonableness of significant accounting estimates made by management, as well as evaluate the overall presentation of the financial statements.
- Conclude whether, in our judgment, there are conditions or events, considered in the aggregate, that raise substantial doubt about the Authority's ability to continue as a going concern for a reasonable period of time.

We are required to communicate with those charged with governance regarding, among other matters, the planned scope and timing of the audit, significant audit findings, and certain internal control-related matters that we identified during the audit.

### ***Required Supplementary Information***

Accounting principles generally accepted in the United States of America require that the Management's Discussion and Analysis, pages 4 to 7, be presented to supplement the basic financial statements. Such information is the responsibility of management and, although not a part of the basic financial statements, is required by the Governmental Accounting Standards Board who considers it to be an essential part of financial reporting for placing the basic financial statements in an appropriate operational, economic, or historical context. We have applied certain limited procedures to the required supplementary information in accordance with GAAS, which consisted of inquiries of management about the methods of preparing the information and comparing the information for the consistency with management's responses to our inquiries, the basic financial statements, and other knowledge we obtained during our audit of the basic financial statements. We do not express an opinion or provide any assurance on the information because the limited procedures do not provide us with sufficient evidence to express an opinion or provide any assurance.

### **Other Reporting Required by *Government Auditing Standards***

In accordance with *Government Auditing Standards*, we have also issued our report dated September 27, 2024 on our consideration of the Authority's internal control over financial reporting and on our tests of its compliance with certain provisions of laws, regulations, contracts, and grant agreements and other matters. The purpose of that report is solely to describe the scope of our testing of internal control over financial reporting and compliance and the results of that testing, and not to provide an opinion on the effectiveness of the Authority's internal control over financial reporting or on compliance. That report is an integral part of an audit performed in accordance with *Government Auditing Standards* in considering the Authority's internal control over financial reporting and compliance.

*PBMares, LLP*

Harrisonburg, Virginia  
September 27, 2024

# CENTRAL VIRGINIA TRANSPORTATION AUTHORITY

## MANAGEMENT'S DISCUSSION AND ANALYSIS (Unaudited)

This section of the Central Virginia Transportation Authority's (the "Authority") Financial and Compliance Report presents our discussion and analysis of the Authority's financial performance as of and during the fiscal year ended June 30, 2024. Please read it in conjunction with the Authority's financial statements and accompanying notes that follow.

### **The Authority**

The Authority, a political subdivision of the Commonwealth of Virginia, was created on July 1, 2020 pursuant to Chapter 37, Title 33.2, Code of Virginia. The Authority was created to fund transportation needs in the central Virginia region encompassed by Planning District 15 (the "District") and is comprised of the Town of Ashland, the Counties of Charles City, Chesterfield, Goochland, Hanover, Henrico, New Kent, Powhatan, and the City of Richmond. The following additional regional taxes were levied to support the Authority's mission: effective July 1, 2020, wholesale fuels tax of 7.6 cents per gallon of gasoline and 7.7 cents per gallon of diesel fuel and effective October 1, 2020, additional sales and use tax of 0.7%. The fuel tax rates will be indexed for inflation. The legislation stipulates that the additional levied taxes must be used to address transportation needs within the region and further stipulates the following disposition of funds: 50% of total revenues must be distributed to the locality of origin; 15% of revenue must be distributed to the Greater Richmond Transit Company for regional public transportation; and 35% of total revenues may be maintained for allocation to regionally significant projects. The Authority is also permitted to support general operating and administration expenses from the total revenues prior to distribution according to the formulas.

### **Financial Highlights**

- Total net position increased by \$83,665,685 (41.9%) to a net position amount of \$283,169,806.
- Revenues increased \$17,884,602 (8.2%) to \$234,752,398.
- Expenses increased \$13,621,449 (9.9%) to \$151,086,713.

### **Overview of the Financial Statements**

The Authority's annual report consists of two parts, management's discussion and analysis (this section, which is unaudited) and the audited financial statements. The governmental activities are reported through government-wide and governmental fund financial statements.

***Government-wide Financial Statements.*** The government-wide financial statements provide readers with a broad view of the Authority's finances using the accrual basis of accounting in a manner similar to that of a private-sector business. The *Statement of Net Position* presents information on all assets and liabilities with the difference reported as net position. Over time, increases or decreases in net position may serve as a useful indicator of whether the financial position of the Authority is improving or deteriorating. The *Statement of Activities* presents information that shows how the Authority's net position changed during the fiscal year. All changes in net position are reported as soon as the underlying event giving rise to the change occurs, regardless of the timing of related cash flows. Thus, revenues and expenses are reported for some items that will have actual cash flows in a future fiscal period.



**CENTRAL VIRGINIA TRANSPORTATION AUTHORITY**

**MANAGEMENT’S DISCUSSION AND ANALYSIS  
(Unaudited)**

**Governmental Fund Financial Statements.** The governmental fund financial statements reinforce the information provided in the government-wide financial statements by providing a narrower focus. The governmental fund financial statements, using the modified accrual basis of accounting, look at near-term inflows and outflows of spendable resources and the available balances of those resources at the end of the fiscal year. The *Balance Sheet* reports the Authority’s fund balance as of the fiscal year end. Fund balance information is useful when evaluating the Authority’s near-term financing requirements. The *Statement of Revenues, Expenditures and Changes in Fund Balance* is the statement of activities for the governmental fund. Consistent with the current financial resources measurement focus, the financial statement reports expenditures rather than expenses.

**Fund Financial Statements.** A fund is a grouping of related accounts used to maintain control over resources which have been segregated for specific activities or objectives. The Authority uses fund accounting to ensure and demonstrate compliance with finance related legal requirements. The Authority only reports governmental funds. The governmental funds of the Authority are divided into two funds: General and Special Revenue Fund.

**Notes to the Financial Statements.** The notes to the financial statements provide additional information that is essential for a full understanding of the data provided in the government-wide and governmental fund financial statements.

**Financial Analysis of the Authority**

**Government-wide financial analysis.** The Authority’s assets exceeded liabilities by \$283,169,806 during the current fiscal year. The Authority’s net position increased by \$83,665,685 (41.9%) from the prior year (see Table 1).

**Table 1  
Condensed Summary of Net Position  
As of June 30, 2024 and 2023**

	2024	2023	Change	Percent Change
Assets:				
Current and other assets	\$ 311,066,367	\$ 222,807,366	\$ 88,259,001	39.6%
Liabilities:				
Due to other governments	27,896,561	23,303,245	4,593,316	19.7%
Net Position:				
Restricted	282,912,332	198,831,103	84,081,229	42.3%
Unrestricted	257,474	673,018	(415,544)	-61.7%
Total net position	\$ 283,169,806	\$ 199,504,121	\$ 83,665,685	41.9%

The largest post of the Authority’s net position (99.9% at June 30, 2024) represents resources that are subject to external restrictions on how they may be used. The remaining balance (0.1% at June 30, 2024) is unrestricted net position.

**CENTRAL VIRGINIA TRANSPORTATION AUTHORITY**

**MANAGEMENT’S DISCUSSION AND ANALYSIS  
(Unaudited)**

The Authority’s total revenues increased from the prior year by \$17,884,602 (8.2%) to \$234,752,398. Approximately 70.2% of the Authority’s revenues were sales and use tax, 24.2% were fuels tax and the remaining 5.6% were Commonwealth fund interest income and investment earnings. The Authority’s total expenses increased from the prior year by \$13,621,449 (9.9%) to \$151,086,713. Approximately 73.5% of the Authority’s expenses were distributions to the jurisdictions, 22.0% were distributions to GRTC, and the remaining 4.5% were general and administration costs and project costs (see Table 2).

**Table 2  
Condensed Summary of Changes in Net Position  
Years Ended June 30, 2024 and 2023**

	2024	2023	Change	Percent Change
<b>Revenues:</b>				
Intergovernmental revenue:				
Sales & Use tax	\$ 164,838,240	\$ 159,175,280	\$ 5,662,960	3.6%
Fuels tax	56,884,106	51,859,859	5,024,247	9.7%
Commonwealth Fund Interest Income	606,841	141,546	465,295	328.7%
Investment Earnings	12,423,211	5,691,111	6,732,100	118.3%
Total revenues	<u>234,752,398</u>	<u>216,867,796</u>	<u>17,884,602</u>	<u>8.2%</u>
<b>Expenses:</b>				
General and administrative	773,349	380,676	392,673	103.2%
Jurisdictional distributions	111,002,070	105,240,983	5,761,087	5.5%
GRTC distributions	33,300,621	31,572,295	1,728,326	5.5%
Project Expenses	6,010,673	271,310	5,739,363	2115.4%
Total expenses	<u>151,086,713</u>	<u>137,465,264</u>	<u>13,621,449</u>	<u>9.9%</u>
Change in Net Position	83,665,685	79,402,532	4,263,153	5.4%
Net position, beginning of year	<u>199,504,121</u>	<u>120,101,589</u>	<u>79,402,532</u>	<u>66.1%</u>
Net position, end of year	<u>\$ 283,169,806</u>	<u>\$ 199,504,121</u>	<u>\$ 83,665,685</u>	<u>41.9%</u>

The Authority’s revenues increased by \$17,884,602 (8.2%) and total expenses increased by \$13,621,449 (9.9%) compared to prior fiscal year financial activity. Key elements contributing to these results are as follows:

- Sales and use tax increased \$5,662,960 (3.6%) from the prior year. The regional economy for the nine localities making up the CVTA footprint was healthy and growing over fiscal year 2024 and is reflected in these revenues.
- Fuels tax increased \$5,024,247 (9.7%) from the prior year. Revenues from fuel sales in the region grew due to increased consumer confidence and higher fuel prices.
- Investment earnings increased \$6,732,100 (118.3%) due to rising interest rates and increased cash balances due to the increase in the tax revenue.
- Project expenses increased \$5,739,363 (2115.4%) due to regional project implementation and related reimbursement requests from the regional revenue fund administered by CVTA. After project commitments, localities and VDOT enter into Standard Project Agreements with CVTA that include procedures for reimbursement of project costs. The increase in project expenses in 2024 reflect the action on the part of localities and VDOT to administer and construct transportation projects.

# CENTRAL VIRGINIA TRANSPORTATION AUTHORITY

## MANAGEMENT'S DISCUSSION AND ANALYSIS (Unaudited)

- Jurisdictional distributions increased \$5,761,087 (5.5%) and GRTC distributions increased \$1,728,326 (5.5%) due to the Code mandated allocation percentages and the increase in tax revenue and Commonwealth fund interest income. Pursuant to the Code, after providing funding for annual general and administrative expenses, the Authority distributes the tax revenue as follows: 50% disbursed to the participating jurisdictions, 35% retained for regional projects and 15% disbursed to the Greater Richmond Transit Company.

***Governmental fund financial analysis.*** As previously noted, the focus of the governmental fund is to provide information on near-term inflows, outflows, and balances of spendable resources. Since the governmental fund statements are presented on a different measurement focus and basis of accounting than the government-wide statements, a reconciliation would typically be presented to explain the differences. However, for the fiscal year ended June 30, 2024, there were no reconciling differences between the governmental fund and the government-wide financial activity. During the current year, fund balance increased by \$83,665,685 (41.9%) to \$283,169,806, revenue increased by \$17,884,602 (8.2%) to \$234,752,398 and expenditures increased by \$13,621,449 (9.9%) to \$151,086,713 (see Tables 1 and 2 above).

### **Requests for Information**

The purpose of this financial report is to provide interested parties with a general overview of the Authority's finances. If you have any questions about this report or need additional financial information, contact Central Virginia Transportation Authority, 424 Hull Street, Suite 300, Richmond, VA 23224.

# **BASIC FINANCIAL STATEMENTS**

# CENTRAL VIRGINIA TRANSPORTATION AUTHORITY

## STATEMENT OF NET POSITION

June 30, 2024

	<b>Governmental Activities</b>
<b>ASSETS</b>	
Cash, cash equivalents, and investments	\$ 359,404
Restricted:	
Cash, cash equivalents, and investments	269,799,234
Due from other governments	39,329,389
Accrued interest receivable	<u>1,578,340</u>
<b>Total assets</b>	<u>311,066,367</u>
<b>LIABILITIES</b>	
Due to other governments	<u>27,896,561</u>
<b>Total liabilities</b>	<u>27,896,561</u>
<b>NET POSITION</b>	
Restricted	282,912,332
Unrestricted	<u>257,474</u>
<b>Total net position</b>	<u><u>\$ 283,169,806</u></u>

**CENTRAL VIRGINIA TRANSPORTATION AUTHORITY**

**STATEMENT OF ACTIVITIES**

**Year Ended June 30, 2024**

	<b>Expenses</b>	<b>Net (Expense) Revenue and Change in Net Position</b>
		<b>Governmental Activities</b>
<hr/>		
Functions/Programs		
Governmental activities:		
General and administration	\$ 773,349	\$ (773,349)
Jurisdictional distributions	111,002,070	(111,002,070)
Project cost distributions	6,010,673	(6,010,673)
GRTC distributions	<u>33,300,621</u>	<u>(33,300,621)</u>
<b>Total governmental activities</b>	<u><u>\$ 151,086,713</u></u>	<u><u>(151,086,713)</u></u>
General revenues:		
Intergovernmental revenue:		
Sales and use tax		164,838,240
Fuels tax		56,884,106
Commonwealth fund interest income		606,841
Investment earnings		<u>12,423,211</u>
<b>Total general revenues</b>		<u>234,752,398</u>
<b>Change in net position</b>		83,665,685
Net Position, beginning of year		<u>199,504,121</u>
Net Position, end of year		<u><u>\$ 283,169,806</u></u>

**CENTRAL VIRGINIA TRANSPORTATION AUTHORITY**

**BALANCE SHEET – GOVERNMENTAL FUNDS**

**June 30, 2024**

	<u>Special Revenue Funds</u>				<b>Total Governmental Funds</b>
	<b>General Fund</b>	<b>Local Distribution Fund</b>	<b>Regional Revenue Fund</b>	<b>GRTC Fund</b>	
<b>ASSETS</b>					
Cash, cash equivalents, and investments	\$ 359,404	\$ -	\$ -	\$ -	\$ 359,404
Restricted cash, cash equivalents, and investments	-	-	269,799,234	-	269,799,234
Restricted due from other governments	-	19,664,695	13,765,286	5,899,408	39,329,389
Restricted accrued interest receivable	-	-	1,578,340	-	1,578,340
<b>Total assets</b>	<b>\$ 359,404</b>	<b>\$ 19,664,695</b>	<b>\$ 285,142,860</b>	<b>\$ 5,899,408</b>	<b>\$ 311,066,367</b>
<b>LIABILITIES</b>					
Due to other governments	\$ 101,930	\$ 19,664,695	\$ 2,230,528	\$ 5,899,408	\$ 27,896,561
<b>Total liabilities</b>	<b>101,930</b>	<b>19,664,695</b>	<b>2,230,528</b>	<b>5,899,408</b>	<b>27,896,561</b>
<b>FUND BALANCES</b>					
Restricted	-	-	282,912,332	-	282,912,332
Unassigned	257,474	-	-	-	257,474
<b>Total fund balances</b>	<b>257,474</b>	<b>-</b>	<b>282,912,332</b>	<b>-</b>	<b>283,169,806</b>
<b>Total liabilities and fund balances</b>	<b>\$ 359,404</b>	<b>\$ 19,664,695</b>	<b>\$ 285,142,860</b>	<b>\$ 5,899,408</b>	<b>\$ 311,066,367</b>

**CENTRAL VIRGINIA TRANSPORTATION AUTHORITY**

**STATEMENT OF REVENUES, EXPENDITURES AND CHANGE IN FUND BALANCES –  
GOVERNMENTAL FUNDS  
Year Ended June 30, 2024**

	General Fund	Special Revenue Funds			Total Governmental Funds
		Local Distribution Fund	Regional Revenue Fund	GRTC Fund	
<b>Revenues</b>					
Intergovernmental:					
Sales and use tax	\$ -	\$ 82,539,618	\$ 57,609,035	\$ 24,689,587	\$ 164,838,240
Fuels tax	-	28,483,636	19,880,329	8,520,141	56,884,106
Commonwealth fund interest income	-	303,864	212,084	90,893	606,841
Investment earnings	32,757	-	12,390,454	-	12,423,211
<b>Total revenues</b>	<u>32,757</u>	<u>111,327,118</u>	<u>90,091,902</u>	<u>33,300,621</u>	<u>234,752,398</u>
<b>Expenditures</b>					
Current:					
General and administration	773,349	-	-	-	773,349
Jurisdictional distributions	-	111,002,070	-	-	111,002,070
Project cost distributions	-	-	6,010,673	-	6,010,673
GRTC distributions	-	-	-	33,300,621	33,300,621
<b>Total expenditures</b>	<u>773,349</u>	<u>111,002,070</u>	<u>6,010,673</u>	<u>33,300,621</u>	<u>151,086,713</u>
<b>Excess (deficiency) of revenues over (under) expenditures</b>	<u>(740,592)</u>	<u>325,048</u>	<u>84,081,229</u>	<u>-</u>	<u>83,665,685</u>
<b>Other Financing Sources (Uses)</b>					
Transfers in	325,048	-	-	-	325,048
Transfers out	-	(325,048)	-	-	(325,048)
<b>Total other financing sources (uses), net</b>	<u>325,048</u>	<u>(325,048)</u>	<u>-</u>	<u>-</u>	<u>-</u>
<b>Net change in fund balances</b>	<u>(415,544)</u>	<u>-</u>	<u>84,081,229</u>	<u>-</u>	<u>83,665,685</u>
Fund Balances, beginning of year	<u>673,018</u>	<u>-</u>	<u>198,831,103</u>	<u>-</u>	<u>199,504,121</u>
Fund Balances, end of year	<u>\$ 257,474</u>	<u>\$ -</u>	<u>\$ 282,912,332</u>	<u>\$ -</u>	<u>\$ 283,169,806</u>



**CENTRAL VIRGINIA TRANSPORTATION AUTHORITY**

**SCHEDULE OF REVENUES, EXPENDITURES AND CHANGE IN FUND BALANCE –  
BUDGET AND ACTUAL – GENERAL FUND  
Year Ended June 30, 2024**

	<b>Original Budget</b>	<b>Final Budget</b>	<b>Actual Amounts</b>	<b>Variance with Final Budget Over (Under)</b>
<b>Revenues</b>				
Investment earnings	\$ -	\$ -	\$ 32,757	\$ 32,757
<b>Total revenues</b>	<b>-</b>	<b>-</b>	<b>32,757</b>	<b>32,757</b>
<b>Expenditures</b>				
Current:				
General and administration	831,720	831,720	773,349	(58,371)
<b>Total expenditures</b>	<b>831,720</b>	<b>831,720</b>	<b>773,349</b>	<b>(58,371)</b>
<b>Deficiency of revenues under expenditures</b>	<b>(831,720)</b>	<b>(831,720)</b>	<b>(740,592)</b>	<b>91,128</b>
<b>Other Financing Sources</b>				
Transfer in	831,720	831,720	325,048	(506,672)
<b>Total other financing sources</b>	<b>831,720</b>	<b>831,720</b>	<b>325,048</b>	<b>(506,672)</b>
<b>Net change in fund balance</b>	<b>-</b>	<b>-</b>	<b>(415,544)</b>	<b>(415,544)</b>
Fund Balance, beginning of year	-	-	673,018	673,018
Fund Balance, end of year	\$ -	\$ -	\$ 257,474	\$ 257,474

# CENTRAL VIRGINIA TRANSPORTATION AUTHORITY

## NOTES TO FINANCIAL STATEMENTS

---

### Note 1. Description of the Authority and its Activities

The Central Virginia Transportation Authority (the Authority), a political subdivision of the Commonwealth of Virginia, was created on July 1, 2020 pursuant to the Central Virginia Transportation Authority Act, Chapter 37, Title 33.2-3702, of the *Code of Virginia*. The Authority was created to fund transportation needs in the central Virginia region encompassed by Planning District 15 (the District) and is comprised of the Town of Ashland, the Counties of Charles City, Chesterfield, Goochland, Hanover, Henrico, New Kent, Powhatan, and the City of Richmond.

The Authority consists of eighteen members comprised of the chief elected officer, or his/her designee, of each of the nine jurisdictions encompassed by the District, a member of the House of Delegates appointed by the Speaker of the House, a member of the Senate appointed by the Senate Committee on Rules, and a member of the Commonwealth Transportation Board appointed by the Governor. In addition, non-voting members include the Director of the Virginia Department of Rail and Public Transportation, the Commissioner of the Virginia Department of Transportation, the Executive Director of the Virginia Port Authority, the Chief Executive Officer of the Greater Richmond Transit Company (the GRTC), the Chief Executive Officer of the Capital Region Airport Commission, and the Chief Executive Officer of the Richmond Metropolitan Transportation Authority.

The Authority is responsible for long-range transportation project planning, prioritization, and funding for regional transportation projects. Funding for the projects is provided by an additional regional sales and use tax and a wholesale gas tax on gasoline and diesel fuel. The fuel tax rates would be indexed for inflation.

### Note 2. Summary of Significant Accounting Policies

#### A. Financial Reporting Model

The financial statements presented for the Authority are prepared in accordance with accounting principles generally accepted in the United States of America (GAAP) applicable to governmental units, as prescribed by the Governmental Accounting Standards Board (GASB). GASB sets the reporting model requirements for the annual financial reports of state and local governments. The Authority's Annual Financial Report includes:

- Management's Discussion and Analysis (the MD&A) (unaudited) – MD&A is required supplementary information that introduces the financial statements and provides an analytical overview of the Authority's activities for the year. It describes the decisions or conditions that are expected to have a significant effect on financial positions or results of operation.
- Financial Statements – The financial statements include both government-wide and governmental fund statements and related notes. The notes are an integral part of the financial statements and communicate information that is essential for fair presentation of the financial statements that is not displayed on the face of the statements.

# CENTRAL VIRGINIA TRANSPORTATION AUTHORITY

## NOTES TO FINANCIAL STATEMENTS

---

### Note 2. Summary of Significant Accounting Policies (Continued)

#### B. Measurement Focus, Basis of Accounting and Financial Statement Presentation

The financial statements include both government-wide and governmental fund financial statements.

Government-wide financial statements consist of a Statement of Net Position and a Statement of Activities and reflect a full economic resources measurement focus and the accrual basis of accounting. The Statement of Net Position reports information about all assets and liabilities of the Authority, both current and long-term. The Statement of Activities measures the Authority's operations over the past year. All changes in revenues and expenses are reported as soon as the underlying event giving rise to the change occurs, regardless of the timing of related cash flows. Intergovernmental revenues, consisting of taxes and interest income, are used to offset net expenses.

The governmental fund financial statements consist of a Balance Sheet and a Statement of Revenues, Expenditures and Change in Fund Balances and are prepared using the current financial resources measurement and the modified accrual basis of accounting. Revenues are recorded when both measurable and available and are considered available if received within 60 days after the end of the accounting period. Expenditures are recognized when the liability is incurred. The Balance Sheet measures only current assets and liabilities. The Statement of Revenues, Expenditures and Change in Fund Balances reports only on the Authority's near-term inflows and outflows of spendable resources for the year.

Because government-wide and governmental fund financial statements are designed to present information from different perspectives, the governmental fund financial statements include a summary reconciliation between the governmental fund and governmental-wide statements. During the current fiscal year, there are no reconciling items to report.

The activities of the Authority and all financial resources are accounted for in the following major governmental funds:

- General Fund – The General Fund is the general operating fund and is used to account for all financial resources except those required to be accounted for in another fund. The General Fund is considered a major fund for financial reporting purposes.
- Special Revenue Funds – Special revenue funds account for and report the proceeds of specific revenue sources restricted or committed to expenditures for specified purposes other than debt service or capital projects. The Authority has three special revenue funds:
  - Local Distribution Fund – The Local Distribution Fund accounts for 50% of the intergovernmental revenue that is distributed to the member jurisdictions on a pro rata basis.
  - Regional Revenue Fund – The Regional Revenue Fund accounts for the 35% of the intergovernmental revenue and investment earnings to be used for regional transportation projects prioritized by the Authority.
  - GRTC Fund – The GRTC Fund accounts for the 15% of the intergovernmental revenue that is distributed to GRTC.

# CENTRAL VIRGINIA TRANSPORTATION AUTHORITY

## NOTES TO FINANCIAL STATEMENTS

---

### Note 2. Summary of Significant Accounting Policies (Continued)

#### C. Budgeting

The Authority adopts an annual operating budget for the planning and administrative activities of the General Fund. The budgeting process enables the Authority to determine the annual transfer required from the Special Revenue Fund to fund its general and administrative activities. Annually, the Authority will determine the disposition of any unspent balances remaining in the General Fund at year-end.

#### D. Other Significant Accounting Policies

##### 1. Cash and Cash Equivalents

The Authority considers all highly liquid investments with an original maturity of less than three months when purchased to be cash equivalents.

##### 2. Investment Policy

The Authority follows a deposit and investment policy in accordance with the Commonwealth of Virginia statutes. Investments with a maturity date of greater than one year from the date of purchase are stated at fair value and money market investments with a maturity date of one year or less from the date of purchase are stated at amortized cost, which approximates fair value, in accordance with GAAP. Deposit and investment instruments include Commonwealth of Virginia Local Government Investment Pool (the LGIP), Virginia Investment Pool Fund (the VIP) and Certificates of Deposit. Investments are generally on deposit with banks and savings and loan institutions and are collateralized under the provisions of the Virginia Security for Public Deposits Act, Section 2.2-4400 et seq.

##### 3. Restricted Assets

Certain cash, cash equivalents, investments, amounts due from other governments, and accrued interest receivable classified as restricted assets on the Statement of Net Position are comprised of intergovernmental deposits and receivables that shall be used solely for regional transportation projects benefiting the member jurisdictions.

##### 4. Fund Equity

The Authority, in accordance with GAAP, categorizes its governmental fund balances using the following guidance:

*Nonspendable fund balance* classification includes amounts that are not in spendable form or are legally required to be maintained intact.

*Restricted fund balance* classification includes amounts constrained to specific purposes by their providers, through constitutional provisions, or by enabling legislation.

# CENTRAL VIRGINIA TRANSPORTATION AUTHORITY

## NOTES TO FINANCIAL STATEMENTS

---

### Note 2. Summary of Significant Accounting Policies (Continued)

#### D. Other Significant Accounting Policies (Continued)

##### 4. Fund Equity (Continued)

*Committed fund balance* classification includes amounts constrained to specific purposes by formal action of the Authority that identifies the specific circumstances under which resources can be expended. Committed fund balance can only be modified by action of the Authority.

*Assigned fund balance* classification includes amounts constrained by the Authority's plans, or intent, to use the amounts for specific purposes but does not meet the criteria to be classified as either restricted or committed. Assignments generally only exist temporarily, and additional action does not normally have to be taken for the removal of an assignment.

*Unassigned fund balance* classification includes the residual balance of the General Fund that has not been restricted, committed, or assigned for specific purposes within the General Fund.

As of June 30, 2024, the Regional Revenue Fund balance includes \$282,912,332 classified as restricted fund balance for regional transportation projects per the *Code of Virginia*. When fund balance resources are available for use in more than one classification, the Authority will consider the use of restricted, committed, or assigned resources first, and then unrestricted resources, as they are needed.

##### 5. Net Position

Net position represents the difference between assets and liabilities. Net position is reported as restricted when there are limitations imposed on their use either through the enabling legislation adopted by the Authority or through external restrictions imposed by laws or regulations of other governments. The Authority first applies restricted resources when an expense is incurred for purposes for which both restricted and unrestricted net position are available.

##### 6. Estimates and Assumptions

The preparation of financial statements in conformity with GAAP requires management to make estimates and assumptions that affect the reported amounts of assets, liabilities, revenues and expenditures/expenses and disclosure of contingent assets and liabilities for the reported periods. Actual results could differ from those estimates.

# CENTRAL VIRGINIA TRANSPORTATION AUTHORITY

## NOTES TO FINANCIAL STATEMENTS

---

### Note 2. Summary of Significant Accounting Policies (Continued)

#### D. Other Significant Accounting Policies (Continued)

##### 7. Interfund Transfers

Transactions among the Authority's funds that would be treated as revenues and expenditures/expenses if they involved organizations external to the Authority are accounted for as revenues and expenditures/expenses in funds involved.

Transactions, which constitute reimbursements to a fund for expenditures initially made from it, which are properly applicable to another fund, are recorded as expenditures in the reimbursing fund and as reductions of expenditures in the reimbursed fund.

Transactions, which constitute the transfer of resources from a fund receiving revenues to a fund through which the revenues are to be expended, are separately reported in the respective funds' operating statements.

##### 8. Administrative Functions

The Authority has entered a Memorandum of Understanding Regarding Fiscal Services with the City of Richmond, a Memorandum of Understanding with the Richmond Regional Planning District Commission (PlanRVA), and a Fiscal Agent Agreement with Chesterfield County. The City of Richmond has agreed to assist the Authority with ensuring financial statements are completed in accordance with GAAP and serves as Authority contact for the annual audit process. PlanRVA has agreed to provide support services for the Authority which includes coordination of monthly meetings; ensuring compliance with the state statutes; completion of programmatic tasks related to the mission and function of the Authority, such as regional project prioritization and compliance reports; and additional technical assistance, planning, outreach or other support needed by the Authority. Chesterfield has agreed to receive, manage, and distribute revenues transferred to the Authority in accordance with the Authority's financial policies and procedures.

##### 9. Subsequent Events

The Authority has evaluated subsequent events through September 27, 2024, the date on which the financial statements were available to be issued.

# CENTRAL VIRGINIA TRANSPORTATION AUTHORITY

## NOTES TO FINANCIAL STATEMENTS

---

### Note 3. Deposits and Investments

As of June 30, 2024, the fair value of the Authority's deposits and investments, with their respective credit ratings, was as follows:

Investment Type	Fair Value	Credit Rating
Demand deposits	\$ 1,100,000	N/A
Certificates of deposit	85,019,929	A1
VIP - Stable NAV Liquidity Pool	93,872,286	AAAm
LGIP	90,166,423	AAAm
	<u>\$ 270,158,638</u>	

#### A. Deposits

Deposits with banks are covered by the Federal Deposit Insurance Corporation (FDIC) and collateralized in accordance with the Virginia Security for Public Deposits Act, Section 2.2-4400 et. seq. of the *Code of Virginia*. Under the Act, banks, and savings institutions, holding public deposits in excess of the amount insured by the FDIC must pledge collateral to the Commonwealth of Virginia Treasury Board. Financial institutions may choose between two collateralization methodologies and depending upon that choice, will pledge collateral that ranges in the amounts from 50% to 130% of excess deposits. Accordingly, all deposits are considered fully collateralized.

#### B. Investments

The *Code of Virginia* Sec. 2.2-4501 et seq. authorizes the Authority to invest in obligations of the United States or its agencies thereof; obligations of the Commonwealth of Virginia or political subdivisions thereof; obligations of other states and their political subdivisions; obligations of the International Bank for Reconstruction and Development (World Bank), the Asian Development Bank, the African Development Bank, "prime quality" commercial paper, negotiable certificates of deposits, bank notes, and corporate bonds rated AA or better by Standard & Poor's Rating Services (S&P), and Aa or better by Moody's Investors Services, Inc. (Moody's), and a maturity of no more than five years; bankers' acceptances, overnight term and open repurchase agreements; money market mutual funds; the State Treasurer's LGIP; and the VIP.

#### C. External Investment Pools

As of June 30, 2024, the Authority had investments of \$90,166,423 in the LGIP for governmental activities. The LGIP is a professionally managed money market fund, which invests in qualifying obligations and securities as permitted by Virginia statutes. Pursuant to Section 2.2-4605 *Code of Virginia*, the Treasury Board of the Commonwealth sponsors the LGIP and has delegated certain functions to the State Treasurer. The LGIP reports to the Treasury Board at their regularly scheduled monthly meetings. The fair value of the position of the LGIP is the same as the value of the pool shares, i.e., the LGIP maintains a stable net asset value of \$1 per share. The LGIP has been assigned an "AAAm" rating by S&P. LGIP is managed in accordance with GASB Statement No. 79. The portfolio securities are valued by the amortized cost method, and, on a weekly basis, this valuation is compared to current market to monitor any variance and the maturity is less than one year. Investments are limited to short-term, high quality credits that can be readily converted into cash with limited price variation.

# CENTRAL VIRGINIA TRANSPORTATION AUTHORITY

## NOTES TO FINANCIAL STATEMENTS

---

### Note 3. Deposits and Investments (Continued)

#### C. External Investment Pools (Continued)

The Authority had investments of \$93,872,286 in the VIP Stable NAV Liquidity Pool at June 30, 2024. This pooled investment was created during fiscal year 2017 specifically to offer local governments an investment option with a stable net asset value, while providing daily liquidity and a competitive yield. The VIP seeks to maintain a constant net asset value per share of \$1. The Stable NAV pool is rated AAAM by S&P. VIP Stable NAV is managed in accordance with GASB Statement No. 79. The portfolio securities are valued by the amortized cost method, and on a daily basis this valuation is compared to current market to monitor any variance and the maturity is less than one year. Investments are limited to short-term, high quality credits that can be readily converted into cash with limited price variation.

#### D. Custodial Credit Risk

For deposits, custodial credit risk is the risk that, in the event of a failure of a depository financial institution, deposits may not be recovered. All cash of the Authority is maintained in accounts collateralized in accordance with the Virginia Security for Public Deposits Act (Act), Section 2.2-4400 et. seq. of the *Code of Virginia* or covered by federal depository insurance. Under the Act, banks holding public deposits in excess of the amounts insured by FDIC must pledge collateral in the amount of 50% of excess deposits to a collateral pool in the name of the State Treasury Board. If any member bank fails, the entire collateral pool becomes available to satisfy the claims of governmental entities. With the ability to make additional assessments, the multiple bank collateral pool functions similarly to depository insurance. The Commonwealth of Virginia Treasury Board is responsible for monitoring compliance with the collateralization and reporting requirements of the Act.

For investments, custodial risk is the risk that in the event of the failure of the counterparty, the Authority will not be able to recover the value of its investments or collateral securities that are in the possession of an outside party. However, the Authority requires all securities purchased to be properly and clearly labeled as an asset of the Authority, and held in safekeeping by a third-party custodial bank or institution in compliance with Section 2.2-4515 of the *Code of Virginia*.

#### E. Concentration of Credit Risk

The Authority is to adhere to the investment policy of the fiscal agent with regards to the authorized investments, use of authorized brokers, and use of authorized investments pools, maturities and diversification. The fiscal agent's policy establishes limitations on total portfolio composition by institution in order to control concentration of credit risk as follows:

Money market funds	10% maximum
Corporate notes	15% maximum
Repurchase agreements	15% maximum
Commercial paper	25% maximum
Certificate of deposit – commercial banks	45% maximum
LGIP	100% maximum
VIP	100% maximum
U.S. Treasuries and agencies	100% maximum
Commercial paper per issue	5% maximum



# CENTRAL VIRGINIA TRANSPORTATION AUTHORITY

## NOTES TO FINANCIAL STATEMENTS

### Note 3. Deposits and Investments (Continued)

#### E. Concentration of Credit Risk (Continued)

As of June 30, 2024, the Authority's portfolio, excluding demand deposits is as follows:

Investment Type	Percent of Portfolio
Certificates of deposit	31.60%

#### F. Interest Rate Risk

As a means of limiting exposures to fair value losses arising from rising interest rates, the policy limits the investment of operating funds to investments with a stated maturity of no more than 2.5 years from the date of purchase.

As of June 30, 2024, the Authority had the following deposits and investments:

Investment Type	Investment Maturity (in years)	
	Fair Value	Less than 1 year
Certificates of deposit	\$ 85,019,929	\$ 85,019,929
	\$ 85,019,929	\$ 85,019,929

### Note 4. Fair Value Measurement

The Authority categorizes its fair value measurements within the fair value hierarchy established by generally accepted accounting principles. The hierarchy is based on the valuation inputs used to measure the fair value of the asset. The three levels of the fair value hierarchy are described below.

- Level 1** Valuation based on quoted prices in active markets for identical assets or liabilities.
- Level 2** Valuation based on quoted prices for similar assets or liabilities, quoted prices in markets that are not active, or other inputs that are observable or can be corroborated by observable data for substantially the full term of the assets and liabilities.
- Level 3** Valuations based on unobservable inputs to the valuation methodology that are significant to the measurement of the fair value of assets or liabilities.

The Authority has the following recurring fair value measurement as of June 30, 2024:

- Certificates of deposit of \$85,019,929 are valued using significant other observable inputs (Level 2 inputs)

The inputs or methodology used for valuing securities is not necessarily an indication of the risk associated with investing in those securities. The investments held in external investment pools are exempt from the fair value disclosure.

# CENTRAL VIRGINIA TRANSPORTATION AUTHORITY

## NOTES TO FINANCIAL STATEMENTS

### Note 5. Due To/From Other Governments

At June 30, 2024, due from other governments consisted of the following:

	Local Distribution Fund	Regional Revenue Fund	GRTC Fund	Total
Commonwealth of Virginia:				
Sales and use tax	\$ 14,226,187	\$ 9,958,331	\$ 4,267,856	\$ 28,452,374
Fuels tax	5,438,508	3,806,955	1,631,552	10,877,015
<b>Total</b>	<b>\$ 19,664,695</b>	<b>\$ 13,765,286</b>	<b>\$ 5,899,408</b>	<b>\$ 39,329,389</b>

Amounts due to other governments as of June 30, 2024 consisted of the following:

	General Fund	Local Distribution Fund	Regional Revenue Fund	GRTC Fund	Total
Charles City County	\$ -	\$ 120,105	\$ -	\$ -	\$ 120,105
Chesterfield County	-	5,721,798	577,696	-	6,299,494
Goochland County	-	539,916	-	-	539,916
Hanover County	-	2,800,461	20,952	-	2,821,413
Town of Ashland	-	72,399	-	-	72,399
Henrico County	-	6,039,342	735,102	-	6,774,444
New Kent County	-	548,416	-	-	548,416
Powhatan County	-	452,544	-	-	452,544
City of Richmond	-	3,369,714	51,042	-	3,420,756
Plan RVA	101,930	-	-	-	101,930
Greater Richmond Transit Company	-	-	-	5,899,408	5,899,408
VDOT	-	-	845,736	-	845,736
	<b>\$ 101,930</b>	<b>\$ 19,664,695</b>	<b>\$ 2,230,528</b>	<b>\$ 5,899,408</b>	<b>\$ 27,896,561</b>

Amounts distributed to the participating localities for the year ended June 30, 2024, were:

	Regional Fund	Local Distribution Fund	Total
Charles City County	\$ -	\$ 498,117	\$ 498,117
Chesterfield County	1,644,268	32,422,481	34,066,749
Goochland County	-	2,835,644	2,835,644
Hanover County	212,829	15,468,229	15,681,058
Town of Ashland	-	397,889	397,889
Henrico County	735,102	34,843,160	35,578,262
New Kent County	-	2,607,383	2,607,383
Powhatan County	-	2,570,476	2,570,476
City of Richmond	51,041	19,358,691	19,409,732
VDOT	3,367,433	-	3,367,433
	<b>\$ 6,010,673</b>	<b>\$ 111,002,070</b>	<b>\$ 117,012,743</b>

# CENTRAL VIRGINIA TRANSPORTATION AUTHORITY

## NOTES TO FINANCIAL STATEMENTS

---

### **Note 6. Intergovernmental Revenues, Commonwealth of Virginia**

Effective October 1, 2020, sections 58.1-603.1 and 58.1-601.01 of the *Code of Virginia* authorized an additional 0.7% sales and use tax and effective July 1, 2020, section 58.1-2295 of the *Code of Virginia* authorized a wholesale fuels tax of 7.6 cents per gallon on gasoline and 7.7 cents per gallon on diesel fuel to be levied and imposed in each of the member jurisdictions. The revenue generated and collected pursuant to the additional tax authorized by the Code, is collected and deposited in the Central Virginia Transportation Fund monthly by the Commonwealth. The Commonwealth distributes balances from the Fund to the Authority as soon as practicable to fund transportation projects in the District.

### **Note 7. Risk Management**

The Authority is exposed to various risks of loss related to torts; theft of, damage to, and destruction of assets; errors and omissions; injuries to employees and natural disasters. To reduce insurance costs and the need for self-insurance, the Authority has joined with other Commonwealth of Virginia political subdivisions in the VML Insurance Programs. The Authority has coverage with the VML Insurance Programs. Each Program member jointly and severally agrees to assume, pay and discharge any liability. The Authority pays VML the contributions and assessments based upon classifications and rates into a designated cash reserve fund out of which expenses of the Program and claims and awards are to be paid.

## **COMPLIANCE SECTION**

**INDEPENDENT AUDITOR’S REPORT ON  
INTERNAL CONTROL OVER FINANCIAL REPORTING  
AND ON COMPLIANCE AND OTHER MATTERS BASED ON  
AN AUDIT OF FINANCIAL STATEMENTS PERFORMED IN  
ACCORDANCE WITH *GOVERNMENT AUDITING STANDARDS***

To the Honorable Authority Board Members  
Central Virginia Transportation Authority

We have audited, in accordance with auditing standards generally accepted in the United States of America; the standards applicable to financial audits contained in *Government Auditing Standards* issued by the Comptroller General of the United States (*Government Auditing Standards*); and the *Specifications for Audits of Authorities, Boards and Commissions*, issued by the Auditor of Public Accounts of the Commonwealth of Virginia, the financial statements of the governmental activities, each major fund, and the budgetary comparison of the Central Virginia Transportation Authority (Authority), as of and for the year ended June 30, 2024, and the related notes to the financial statements, which collectively comprise the Authority’s basic financial statements, and have issued our report thereon dated September 27, 2024.

**Report on Internal Control over Financial Reporting**

In planning and performing our audit of the financial statements, we considered the Authority’s internal control over financial reporting (internal control) as a basis for designing audit procedures that are appropriate in the circumstances for the purpose of expressing our opinions on the financial statements, but not for the purpose of expressing an opinion on the effectiveness of the Authority’s internal control. Accordingly, we do not express an opinion on the effectiveness of the Authority’s internal control.

A deficiency in internal control exists when the design or operation of a control does not allow management or employees, in the normal course of performing their assigned functions, to prevent, or detect and correct, misstatements on a timely basis. A material weakness is a deficiency, or a combination of deficiencies, in internal control, such that there is a reasonable possibility a material misstatement of the Authority’s financial statements will not be prevented, or detected and corrected, on a timely basis. A significant deficiency is a deficiency, or a combination of deficiencies, in internal control that is less severe than a material weakness, yet important enough to merit attention by those charged with governance.

Our consideration of internal control was for the limited purpose described in the first paragraph of this section and was not designed to identify all deficiencies in internal control that might be material weaknesses or significant deficiencies. Given these limitations, during our audit, we did not identify any deficiencies in internal control we consider to be material weaknesses. However, material weaknesses or significant deficiencies may exist that were not identified.

## **Report on Compliance and Other Matters**


As part of obtaining reasonable assurance about whether the Authority's financial statements are free from material misstatement, we performed tests of its compliance with certain provisions of laws, regulations, contracts and grant agreements, noncompliance with which could have a direct and material effect on the financial statements. However, providing an opinion on compliance with those provisions was not an objective of our audit, and accordingly, we do not express such an opinion. The results of our tests disclosed no instances of noncompliance or other matters that are required to be reported under *Government Auditing Standards*.

### **Purpose of this Report**

The purpose of this report is solely to describe the scope of our testing of internal control and compliance and the results of that testing, and not to provide an opinion on the effectiveness of the Authority's internal control or on compliance. This report is an integral part of an audit performed in accordance with *Government Auditing Standards* in considering the Authority's internal control and compliance. Accordingly, this communication is not suitable for any other purpose.

*PBMares, LLP*

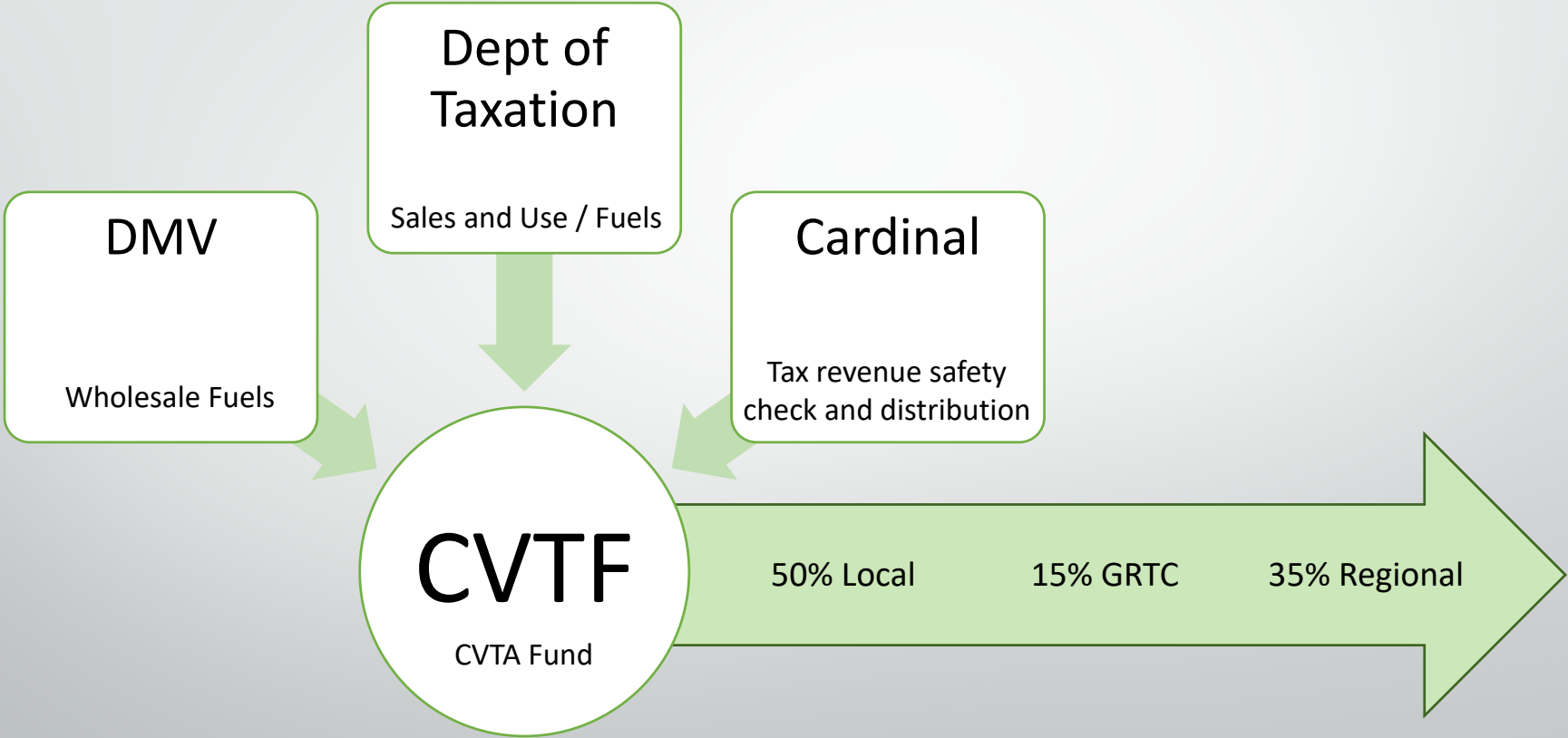
Harrisonburg, Virginia  
September 27, 2024



# The Central Virginia Transportation Authority

October Finance Committee: Financial Reporting Overview

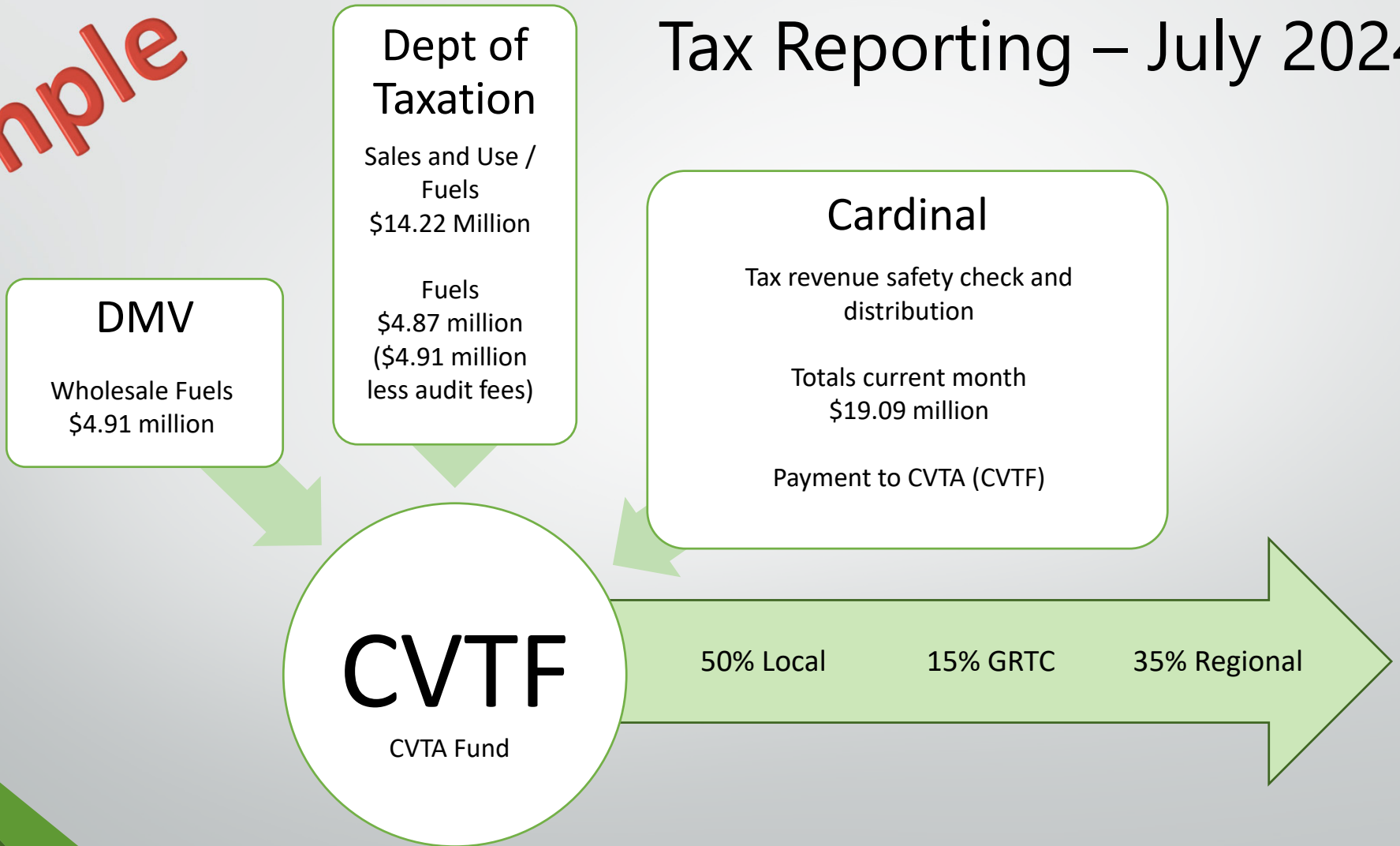
# Tax Reporting





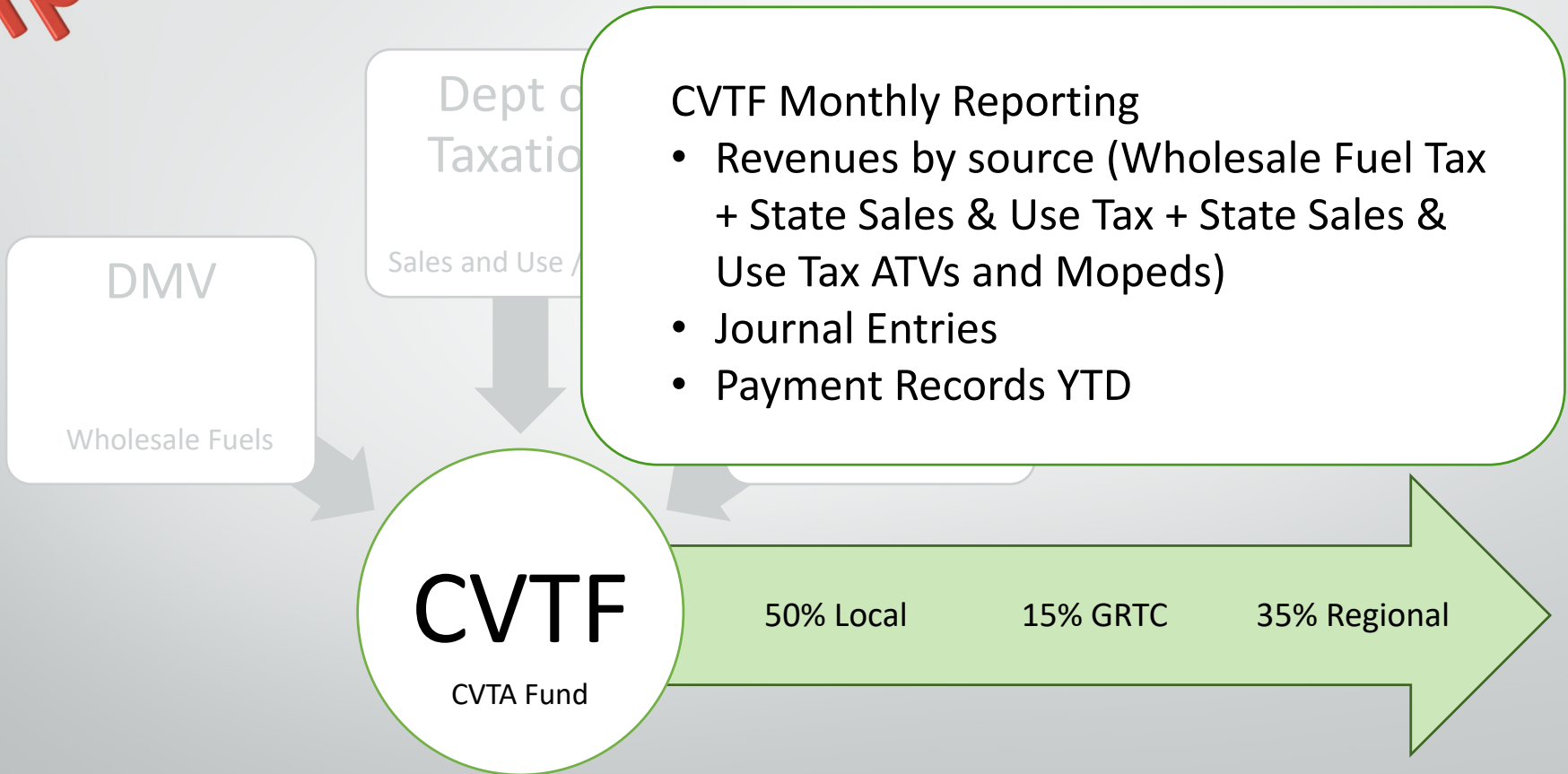
Sample

# Tax Reporting – July 2024

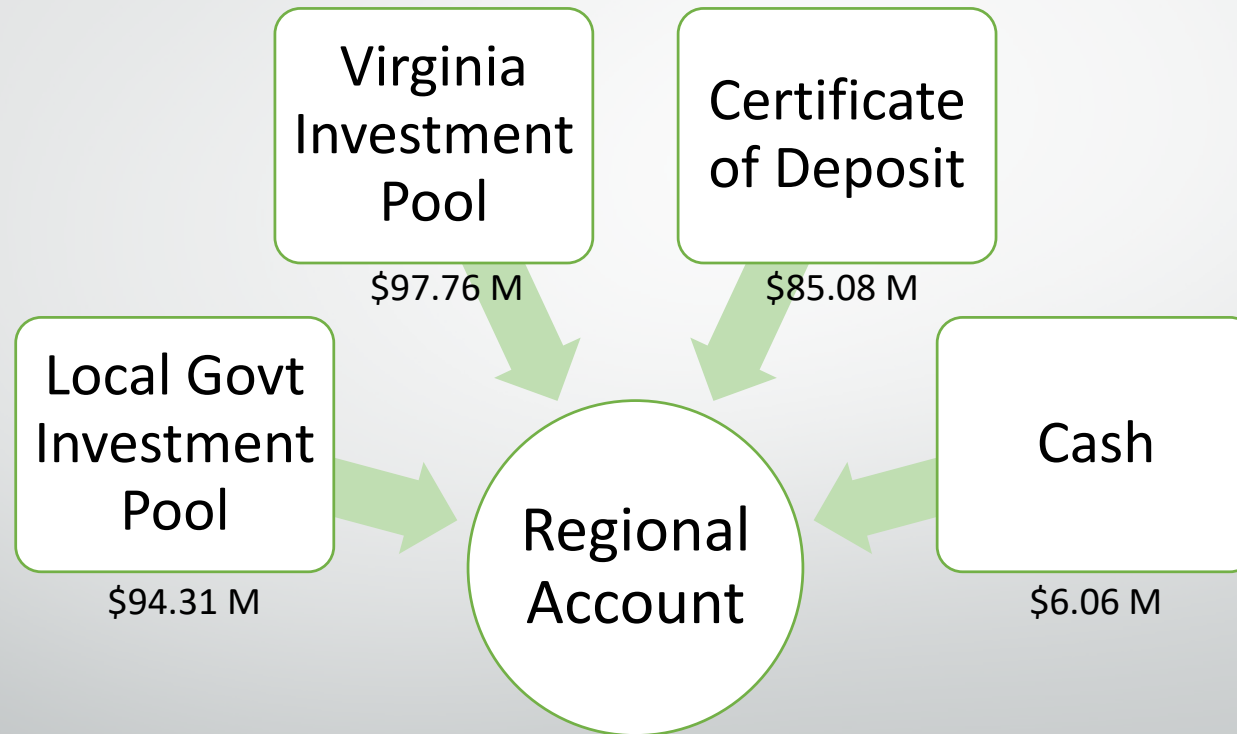


Sample

# Tax Reporting – July 2024



# Investments



\* Also have Operating Account and Local Distribution Account

# QUESTIONS?



## **Email**

chet@cvtava.org



## **Phone**

804.323.2033

# Appendix

# TAX COLLECTIONS AND ALLOCATIONS

DMV

WH Distribution Monthly Summary (MARVA07)  
Fiscal Year 2025  
Current Month: July

LOCALITY CODE & NAME	From		JUL	AUG	SEP	OCT	NOV	DEC	JAN	FEB	MAR	APR	MAY	JUN	TOTAL	
	06/31/24	07/01/24	06/21/24													
<b>CSPC</b>																
51820 Waynesboro, City of	80,393.03	27,919.60	108,312.63												108,312.63	0.48%
51790 Staunton, City of	209,222.66	170,891.31	380,113.97												380,113.97	1.68%
51678 Lexington, City of	14,061.36	714.91	14,766.27												14,766.27	0.07%
51660 Harrisonburg, City of	277,177.99	54,889.79	332,067.78												332,067.78	1.46%
51530 Buena Vista, City of	6,969.24	11,283.82	18,253.06												18,253.06	0.08%
51165 Rockingham County	248,386.68	94,096.88	342,483.56												342,483.56	1.51%
51163 Rockbridge County	499,355.54	255,770.21	755,125.75												755,125.75	3.33%
51091 Highland County	-	-	-												-	0.00%
51017 Bath County	-	-	-												-	0.00%
51015 Augusta County	169,260.88	198,040.47	367,301.35												367,301.35	1.62%
<b>CVTA</b>																
51760 Richmond, City of	334,741.23	111,857.59	446,598.82												446,598.82	1.97%
51145 Powhatan County	84,260.49	8,411.61	92,672.10												92,672.10	0.41%
51127 New Kent County	182,287.08	156,933.32	339,220.40												339,220.40	1.50%
51087 Henrico County	784,584.98	308,407.23	1,092,992.21												1,092,992.21	4.82%
51085 Hanover County	1,133,825.02	52,220.20	1,186,045.22												1,186,045.22	5.23%
51075 Goochland County	140,665.51	33,549.78	174,215.29												174,215.29	0.77%
51041 Chesterfield County	1,057,839.54	905,675.57	1,963,515.11												1,963,515.11	8.69%
51036 Charles City County	9,544.00	3,008.47	12,552.47												12,552.47	0.06%
<b>TOTAL CVTA REVENUE (99790)</b>	<b>3,727,747.85</b>	<b>1,180,063.77</b>	<b>4,907,811.62</b>	-	-	-	-	-	-	-	-	-	-	-	<b>4,907,811.62</b>	<b>21.63%</b>
<b>HCD1</b>																
51720 Norton, City of	18,110.30	-	18,110.30												18,110.30	0.08%
51640 Galax, City of	42,545.93	777.41	43,323.34												43,323.34	0.19%
51195 Wise County	125,133.51	4,136.93	129,269.44												129,269.44	0.57%
51185 Tazewell County	125,680.34	78,653.18	204,333.52												204,333.52	0.90%
51169 Scott County	90,458.77	578.55	91,037.32												91,037.32	0.40%
51167 Russell County	92,155.81	9,325.83	101,481.64												101,481.64	0.45%
51105 Lee County	42,063.17	-	42,063.17												42,063.17	0.19%
51077 Grayson County	11,270.16	19,449.92	30,720.08												30,720.08	0.14%
51051 Dickenson County	39,119.70	5,689.84	44,809.54												44,809.54	0.20%
51035 Carroll County	228,463.26	161,091.41	389,554.67												389,554.67	1.72%
51027 Buchanan County	25,500.57	12,387.63	37,888.20												37,888.20	0.17%
51021 Bland County	161,160.12	140,045.33	301,205.45												301,205.45	1.33%
<b>TOTAL HCD1 REVENUE (99680)</b>	<b>1,001,661.64</b>	<b>432,136.03</b>	<b>1,433,796.67</b>	-	-	-	-	-	-	-	-	-	-	-	<b>1,433,796.67</b>	<b>6.32%</b>
<b>HCD2</b>																
51690 Martinsville, City of	34,171.55	39,210.22	73,381.77												73,381.77	0.32%
51141 Patrick County	39,089.82	58,196.76	97,286.58												97,286.58	0.43%
51089 Henry County	99,702.61	88,911.04	188,613.65												188,613.65	0.83%
51071 Giles County	18,150.56	84,582.49	102,733.05												102,733.05	0.45%
51067 Franklin County	74,359.55	141,706.05	216,065.60												216,065.60	0.95%
51063 Floyd County	33,361.21	11,347.49	44,708.70												44,708.70	0.20%
51045 Craig County	1,515.06	9,988.49	11,503.55												11,503.55	0.05%
51019 Bedford County	154,933.99	153,099.49	308,033.48												308,033.48	1.36%
<b>TOTAL HCD2 REVENUE (99680)</b>	<b>456,284.35</b>	<b>587,041.03</b>	<b>1,042,325.38</b>	-	-	-	-	-	-	-	-	-	-	-	<b>1,042,325.38</b>	<b>4.59%</b>

# TAX COLLECTIONS AND ALLOCATIONS

## Virginia Department of Taxation

Report ID: 579.0  
Run Date: 08/01/2024

Virginia Department of Taxation  
Central Virginia Transportation Authority Report  
Regional Portion of Sales Tax = .7%

Time Create

Locality	Accounting Period	Amount
Charles City	July 2024	117,621.26
Chesterfield	July 2024	3,882,347.33
Fips Unassigned CVTA	July 2024	77.15
Goochland	July 2024	316,802.84
Hanover	July 2024	1,883,145.41
Henrico	July 2024	4,733,947.31
New Kent	July 2024	188,000.08
Powhatan	July 2024	281,235.75
Richmond City	July 2024	2,812,871.18
<b>Total:</b>		<b>\$14,216,048.31</b>

Central Virginia Transportation Authority  
Local Fuels Tax  
Monthly Distribution  
July 2024 FY 2025 and Year to Date

Locality	Current Fuel Tax Revenue including Audit Fees	Less: Audit Fees	Current Fuel Tax Revenue	YTD
Ashland	-	-	-	-
Charles City	12,553	84	12,469	12,469
Chesterfield	1,563,515	10,498	1,553,017	1,553,017
Goochland	174,215	1,170	173,045	173,045
Hanover	1,186,045	7,963	1,178,082	1,178,082
Henrico	1,092,992	7,339	1,085,653	1,085,653
New Kent	339,221	2,278	336,943	336,943
Powhatan	92,672	622	92,050	92,050
Richmond	446,599	2,999	443,600	443,600
<b>Total</b>	<b>4,907,812</b>	<b>32,953</b>	<b>4,874,859</b>	<b>4,874,859</b>

# TAX COLLECTIONS AND ALLOCATIONS

## Virginia Cardinal Transactions

(Cardinal is the system of record for accounting, human resource, payroll, benefits, and time management in the Commonwealth)

VIRGINIA DEPARTMENT OF TRANSPORTATION CASH BASIS STATEMENT OF OPERATIONS CENTRAL VIRGINIA TRANSPORTATION AUTHORITY MONTHLY ACTIVITY AND YEAR TO DATE JULY 2024 FY 2025			
		CURRENT MONTH	YEAR TO DATE
Program No.		CENTRAL VIRGINIA FUND 0973	CENTRAL VIRGINIA FUND 0973
<b>BEGINNING CASH &amp; INVESTMENTS</b>		21,456,513	21,456,513
<b>REVENUES</b>			
	State Sales and Use Tax	12,998,018	12,998,018
	Local Fuels Taxes	4,874,859	4,874,859
	<i>Total Regional Revenues - net of revenue refunds</i>	17,872,877	17,872,877
	Interest	-	-
<b>TOTAL REVENUES</b>		17,872,877	17,872,877
<b>EXPENDITURES (By Program)</b>			
	Total Financial Assistance to Localities	607100	20,317,656
		20,317,656	20,317,656
<b>TOTAL EXPENDITURES</b>		20,317,656	20,317,656
OTHER DISBURSEMENTS (Inc'l GLA Adj - DOA)			-
<b>TOTAL AMOUNT DISBURSED</b>		20,317,656	20,317,656
<b>ENDING CASH AND INVESTMENTS</b>		19,011,734	19,011,734

Prepared by VDOT Fiscal Division - Financial Reporting Section



# TAX COLLECTIONS AND ALLOCATIONS

## Virginia Cardinal Transactions

(Cardinal is the system of record for accounting, human resource, payroll, benefits, and time management in the Commonwealth)

Central Virginia Transportation Authority Revenues By Locality JULY 2024 FY 2025 and Year to Date						
Locality	State Sales and Use Tax Current Month	State Sales and Use Tax YTD	Local Fuels Tax Current Month	Local Fuels Tax YTD	Totals Current Month	Totals YTD
Ashland	-	-	-	-	-	-
Charles City	117,622	117,622	12,469	12,469	130,091	130,091
Chesterfield	3,882,368	3,882,368	1,553,017	1,553,017	5,435,385	5,435,385
Goochland	316,805	316,805	173,045	173,045	489,850	489,850
Hanover	1,883,156	1,883,156	1,178,082	1,178,082	3,061,238	3,061,238
Henrico	4,733,972	4,733,972	1,085,653	1,085,653	5,819,625	5,819,625
New Kent	188,001	188,001	336,943	336,943	524,944	524,944
Powhatan	281,238	281,238	92,050	92,050	373,288	373,288
Richmond	2,812,886	2,812,886	443,600	443,600	3,256,486	3,256,486
<b>Subtotal</b>	<b>14,216,048</b>	<b>14,216,048</b>	<b>4,874,859</b>	<b>4,874,859</b>	<b>19,090,907</b>	<b>19,090,907</b>
Unapplied Sales Tax from June 2024 - Reversal	(1,138,857)	(1,138,857)			(1,138,857)	(1,138,857)
Revenue reported by Tax Dept. in July, but received in August	(79,173)	(79,173)			(79,173)	(79,173)
<b>Total</b>	<b>12,998,018</b>	<b>12,998,018</b>	<b>4,874,859</b>	<b>4,874,859</b>	<b>17,872,877</b>	<b>17,872,877</b>

# TAX COLLECTIONS AND ALLOCATIONS

## Virginia Cardinal Transactions

(Cardinal is the system of record for accounting, human resource, payroll, benefits, and time management in the Commonwealth)

Regional Portion of Sales Tax  
Distribution (Includes Unassigned Amounts)  
July 2024 FY 2025 and Year to Date

Locality	Amount	% of Total	Distribution of Unassigned Amount	Net Distribution	HB 1441*	Total Cardinal Revenue Current Month	Total Cardinal Revenue -YTD
Ashland	-	0.00%	-	-	-	-	-
Charles City	117,621	0.83%	1	117,622		117,622	117,622
Chesterfield	3,882,347	27.31%	21	3,882,368		3,882,368	3,882,368
Goochland	316,803	2.23%	2	316,805		316,805	316,805
Hanover	1,883,146	13.25%	10	1,883,156		1,883,156	1,883,156
Henrico	4,733,947	33.30%	25	4,733,972		4,733,972	4,733,972
New Kent	188,000	1.32%	1	188,001		188,001	188,001
Powhatan	281,236	1.98%	2	281,238		281,238	281,238
Richmond	2,812,871	19.79%	15	2,812,886		2,812,886	2,812,886
<b>Total</b>	<b>14,215,971</b>	<b>100.00%</b>	<b>77</b>	<b>14,216,048</b>	<b>-</b>	<b>14,216,048</b>	<b>14,216,048</b>

\* HB 1441 Revenue posts one month behind except for June.

# TAX COLLECTIONS AND ALLOCATIONS

## Virginia Cardinal Transactions

(Cardinal is the system of record for accounting, human resource, payroll, benefits, and time management in the Commonwealth)

<i>FY 2025 - FUND 0973</i>		
<i>PAYMENTS TO CVTA YEAR TO DATE - JULY 2024</i>		
<i>JULY 2024 FY 2025</i>	<i>Expenditures in Fund 0973 - Current Month</i>	<i>Expenditures in Fund 0973 -YTD</i>
Payment to CVTA	20,317,656	20,317,656
<b>TOTALS</b>	<b>20,317,656</b>	<b>20,317,656</b>
<i>PAYMENTS TO CVTA LIFE TO DATE - JULY 2024</i>		
<i>Financial Assistance to Localities</i>	<i>Expenditures in Fund 0973- Current Month</i>	<i>Expenditures in Fund 0973 - LTD</i>
Payment to CVTA	20,317,656	757,548,873
.		
<b>TOTALS</b>	<b>20,317,656</b>	<b>757,548,873</b>

# TAX COLLECTIONS AND ALLOCATIONS

## Virginia Cardinal Transactions

(Cardinal is the system of record for accounting, human resource, payroll, benefits, and time management in the Commonwealth)

Base Forecast												
Central Virginia FY 2025												
	July	August	September	October	November	December	January	February	March	April	May	June
<b>Beginning Cash</b>	21,456,513	10,020,545	14,589,539	14,609,039	20,555,095	15,341,406	16,051,293	17,749,167	13,813,332	13,544,966	16,263,385	16,148,433
<b>Revenues</b>												
State Revenues												
Interest	-	-	-	73,045	-	-	80,256	-	-	67,725	-	80,742
Prior Year Recovery	-	-	-	-	-	-	-	-	-	-	-	-
Other	-	-	-	-	-	-	-	-	-	-	-	-
Transfer from TTF	-	-	-	-	-	-	-	-	-	-	-	-
<b>Total State</b>	-	-	-	73,045	-	-	80,256	-	-	67,725	-	80,742
<b>Total Federal Aid</b>	-	-	-	-	-	-	-	-	-	-	-	-
<b>Local Revenues</b>												
Local Contribution	-	-	-	-	-	-	-	-	-	-	-	-
Motor Vehicle Fuel Tax	4,387,924	4,544,567	4,741,627	4,888,727	4,837,587	4,614,038	4,773,734	4,753,677	4,873,967	4,889,224	4,726,553	5,568,376
Sales and Use Tax	13,723,575	14,261,455	13,876,130	14,379,796	13,658,984	13,630,245	16,762,262	12,745,074	13,378,019	14,686,942	14,602,261	14,662,257
Motor Vehicle Licenses	-	-	-	-	-	-	-	-	-	-	-	-
Transit Occupancy Tax	-	-	-	-	-	-	-	-	-	-	-	-
<b>Total Local Revenues</b>	18,111,499	18,806,022	18,620,757	19,268,523	18,496,570	18,244,283	21,535,995	17,498,751	18,251,986	19,576,166	19,328,814	20,260,634
Net Transfers in and Out	-	-	-	-	-	-	-	-	-	-	-	-
Bond Proceeds	-	-	-	-	-	-	-	-	-	-	-	-
<b>Amount Available for Disbursement</b>	35,640,932	28,826,567	33,210,296	33,950,607	39,051,665	33,585,689	37,667,545	35,247,918	32,065,318	33,188,857	35,592,199	36,489,809
<b>Disbursements</b>												
Expenditures By Program												
Financial Assistance to Localities	(17,488,853)	(18,111,499)	(18,806,022)	(18,620,757)	(19,341,568)	(18,496,570)	(18,244,283)	(21,618,252)	(17,498,751)	(18,251,986)	(19,643,891)	(19,328,814)
<b>Total Expenditures</b>	(17,488,853)	(18,111,499)	(18,806,022)	(18,620,757)	(19,341,568)	(18,496,570)	(18,244,283)	(21,618,252)	(17,498,751)	(18,251,986)	(19,643,891)	(19,328,814)
Other Disbursements	-	-	-	-	-	-	-	-	-	-	-	-
<b>Total Disbursements</b>	(17,488,853)	(18,111,499)	(18,806,022)	(18,620,757)	(19,341,568)	(18,496,570)	(18,244,283)	(21,618,252)	(17,498,751)	(18,251,986)	(19,643,891)	(19,328,814)
<b>Ending Cash Balance</b>	18,152,079	10,715,068	14,404,275	15,329,850	19,710,097	15,089,118	19,423,262	13,631,666	14,566,567	14,936,871	15,948,308	17,160,995
<b>Updated Forecast with Actuals</b>												
<b>Beginning Cash</b>	21,456,513	10,020,545	14,589,539	14,609,039	20,555,095	15,341,406	16,051,293	17,749,167	13,813,332	13,544,966	16,263,385	16,148,433
<b>Revenues</b>												
State Revenues												
Interest	-	-	-	73,045	-	-	80,256	-	-	67,725	-	80,742
Prior Year Recovery	-	-	-	-	-	-	-	-	-	-	-	-
Other	-	-	-	-	-	-	-	-	-	-	-	-
Transfer from TTF	-	-	-	-	-	-	-	-	-	-	-	-
<b>Total State</b>	-	-	-	73,045	-	-	80,256	-	-	67,725	-	80,742
<b>Total Federal Aid</b>	-	-	-	-	-	-	-	-	-	-	-	-
<b>Local Revenues</b>												
Local Contribution	-	-	-	-	-	-	-	-	-	-	-	-
Motor Vehicle Fuel Tax	4,874,859	4,157,963	4,338,259	4,472,846	4,420,056	4,221,524	4,367,835	4,349,284	4,459,341	4,473,300	4,324,468	5,094,678
Sales and Use Tax	12,668,018	13,081,369	12,730,681	13,189,919	12,528,751	12,502,391	15,375,244	11,690,494	12,271,035	13,471,649	13,393,975	13,476,525
Motor Vehicle Licenses	-	-	-	-	-	-	-	-	-	-	-	-
Transit Occupancy Tax	-	-	-	-	-	-	-	-	-	-	-	-
<b>Total Local Revenues</b>	17,872,877	17,239,333	17,068,940	17,662,764	16,954,807	16,723,915	19,742,878	16,039,748	16,730,377	17,944,950	17,718,443	18,571,202
Net Transfers in and Out	-	-	-	-	-	-	-	-	-	-	-	-
Bond Proceeds	-	-	-	-	-	-	-	-	-	-	-	-
<b>Amount Available for Disbursement</b>	39,329,390	27,259,878	31,658,480	32,344,848	37,509,902	32,065,320	35,874,428	33,788,915	30,543,708	31,557,641	33,981,828	34,800,378
<b>Disbursements</b>												
Expenditures By Program												
Financial Assistance to Localities	(20,317,656)	(17,872,877)	(17,239,333)	(17,068,940)	(17,735,810)	(16,954,807)	(16,723,915)	(19,823,135)	(16,039,748)	(16,730,377)	(18,012,675)	(17,718,443)
<b>Total Expenditures</b>	(20,317,656)	(17,872,877)	(17,239,333)	(17,068,940)	(17,735,810)	(16,954,807)	(16,723,915)	(19,823,135)	(16,039,748)	(16,730,377)	(18,012,675)	(17,718,443)
Other Disbursements	-	-	-	-	-	-	-	-	-	-	-	-
<b>Total Disbursements</b>	(20,317,656)	(17,872,877)	(17,239,333)	(17,068,940)	(17,735,810)	(16,954,807)	(16,723,915)	(19,823,135)	(16,039,748)	(16,730,377)	(18,012,675)	(17,718,443)
<b>Ending Cash Balance</b>	19,011,734	9,387,001	14,419,147	15,275,908	19,774,092	15,110,514	19,150,513	13,965,780	14,503,960	14,827,264	15,969,154	17,081,935

# TAX COLLECTIONS AND ALLOCATIONS

CVTF

WHOLESALE FUEL TAX REVENUE/ STATE SALES & USE TAX REVENUE JULY 2024/FY 2025		
Revenue Source	Jurisdiction	Total
4001056 - Wholesale Fuel Tax Revenue	Charles City County	12,468.19
	Chesterfield County	1,553,017.11
	Goochland County	173,045.55
	Hanover County	1,178,081.69
	Henrico County	1,085,653.47
	New Kent County	336,942.75
	Powhatan County	92,049.87
	Richmond City	443,600.20
<b>4001056 - Wholesale Fuel Tax Revenue - Total</b>		<b>4,874,858.83</b>
4001099 - State Sales & Use Tax Revenue	Charles City County	117,621.26
	Chesterfield County	3,882,347.33
	Goochland County	316,802.84
	Hanover County	1,883,145.41
	Henrico County	4,733,947.31
	New Kent County	188,000.08
	Powhatan County	281,235.75
	Richmond City	2,812,871.18
	Unassigned	77.15
	<b>4001099 - State Sales &amp; Use Tax Revenue Total</b>	
4001099 - State Sales & Use Tax Revenue - ATVs & Mopeds	Ashland	
	Charles City County	
	Chesterfield County	
	Goochland County	
	Hanover County	
	Henrico County	
	New Kent County	
	Powhatan County	
Richmond City		
<b>4001099 - State Sales &amp; Use Tax Revenue - ATVs &amp; Mopeds Total</b>		<b>0.00</b>
<b>Sales Tax Revenue reported by the Tax Dept. in July, but received in August</b>		<b>(79,173.74)</b>
4007108 Interest From Other Sources	Ashland	
	Charles City County	
	Chesterfield County	
	Goochland County	
	Hanover County	
	Henrico County	
	New Kent County	
	Powhatan County	
Richmond City		
<b>4007108 Total Interest From Other Sources</b>		<b>0.00</b>
Wholesale Fuel Tax Revenue	4,874,858.83	
Sub-Total Wholesale Fuel Tax Revenue	4,874,858.83	
State Sales & Use Tax Revenue	14,216,048.31	
State Sales & Use Tax Revenue - ATVs and Mopeds	0.00	
Sales Tax Revenue reported by the Tax Dept. in July, but received in August	(79,173.74)	
Sub-Total State Sales & Use Tax Revenue	14,136,874.57	
<b>Total to be Remitted to CVTA</b>	<b>19,011,733.40</b>	

# TAX COLLECTIONS AND ALLOCATIONS

## CVTF

Central Virginia Transportation Authority (CVTA) Fund 09730  
FY 2025

Revenue Source	Initiation	Payment to CVTA July 2024	Payment to CVTA August 2024	Payment to CVTA September 2024	Payment to CVTA October 2024	Payment to CVTA November 2024	Payment to CVTA December 2024	Payment to CVTA January 2025	Payment to CVTA February 2025	Payment to CVTA March 2025	Payment to CVTA April 2025	Payment to CVTA May 2025	Payment to CVTA June 2025	Total
<b>4001054 - Wholesale Fuel Tax Revenue</b>		12,448.19												12,448.19
	Charles City County	1,551,017.11												1,551,017.11
	Goodland County	173,045.55												173,045.55
	Manor County	1,178,081.69												1,178,081.69
	Mecklenburg County	1,065,653.47												1,065,653.47
	New Kent County	336,942.75												336,942.75
	Powhatan County	92,249.87												92,249.87
	Richmond City	443,605.20												443,605.20
<b>4001054 - Wholesale Fuel Tax Revenue Total</b>		<b>4,874,858.83</b>												<b>4,874,858.83</b>
<b>4001099 - Sales &amp; Use Tax Revenue</b>		117,621.26												117,621.26
	Charles City County	3,892,341.33												3,892,341.33
	Goodland County	314,802.84												314,802.84
	Manor County	2,883,145.41												2,883,145.41
	Mecklenburg County	4,733,949.31												4,733,949.31
	New Kent County	188,000.00												188,000.00
	Powhatan County	381,235.75												381,235.75
	Richmond City	2,822,871.18												2,822,871.18
	Unassigned	77.15												77.15
<b>4001099 - Sales &amp; Use Tax Revenue Total</b>		<b>14,316,048.31</b>												<b>14,316,048.31</b>
<b>4001099 - Sales &amp; Use Tax Revenue ATV's &amp; Mopeds</b>														
	Albion	-												-
	Charles City County	-												-
	Charterfield County	-												-
	Goodland County	-												-
	Manor County	-												-
	Mecklenburg County	-												-
	New Kent County	-												-
	Powhatan County	-												-
	Richmond City	-												-
<b>4001099 - Sales &amp; Use Tax Revenue ATV's &amp; Mopeds Total</b>														
<b>4001099 - Sales &amp; Use Tax Revenue - Regional Tax Interest Refund</b>														
	Charles City County	-												-
	Charterfield County	-												-
	Goodland County	-												-
	Manor County	-												-
	Mecklenburg County	-												-
	New Kent County	-												-
	Powhatan County	-												-
	Richmond City	-												-
<b>4001099 - Sales &amp; Use Tax Revenue - Regional Tax Interest Refund Total</b>														
<b>Sales Tax Revenue reported by the Tax Dept. in July, but received in August</b>		(75,133.4)												(75,133.4)
<b>4007108 - Interest from Other Sources</b>														
	Albion	-												-
	Charles City County	-												-
	Charterfield County	-												-
	Goodland County	-												-
	Manor County	-												-
	Mecklenburg County	-												-
	New Kent County	-												-
	Powhatan County	-												-
	Richmond City	-												-
<b>4007108 - Interest from Other Sources Total</b>														
<b>TOTAL REVENUE</b>		<b>19,811,935.40</b>												<b>19,811,935.40</b>

Notes:  
For DMV -  
The tax collections reported above for ATV & Moped sales Tax reflect prior month activity. (May and June were posted in June.)

Wholesale fuel tax is an excise tax levied on each gallon of fuel sold by a distributor to a retail dealer, or distributed by a distributor to itself for retail sale sold in counties or cities listed above.

DMV discloses the Audit Fee of \$60,060 charged in July at the bottom of their Wholesale Fuel Tax Report. In Cardinal, the audit fee is subtracted from the July revenue.

The Interest Revenue locality breakdown is based on the current month percentages of Sales Tax Revenue for each locality as a percentage of the total Sales Tax revenue for the current month.

# TAX COLLECTIONS AND ALLOCATIONS

## CVTA Report

CENTRAL VIRGINIA TRANSPORTATION AUTHORITY														YTD	LTD
Tax Collections and Allocations															
For the Fiscal Year Ended June 30, 2024															
	June Tax Activity 09/30/23	July Tax Activity 10/31/23	August Tax Activity 11/30/23	September Tax Activity 12/31/23	October Tax Activity 01/31/24	November Tax Activity 02/29/24	December Tax Activity 03/31/24	January Tax Activity 04/30/24	February Tax Activity 05/31/24	March Tax Activity 06/30/24	April Accrual 07/31/24	May Accrual 08/31/24			
<b>Local Distribution Fund</b>															
Receipt of Taxes:															
Sales and Use Tax	\$ 13,837,841	\$ 14,288,440	\$ 13,761,213	\$ 13,474,547	\$ 13,902,477	\$ 15,478,075	\$ 11,873,394	\$ 12,939,894	\$ 13,876,092	\$ 13,562,934	\$ 14,315,500	\$ 14,136,875	\$ 165,445,091	\$ 575,895,377	
Local Fuels Tax	3,842,244	4,369,570	4,550,281	5,197,880	4,488,502	4,231,148	5,381,251	4,783,923	5,153,893	4,030,099	6,002,156	4,874,859	56,884,106	200,865,229	
<b>Total Receipt of Taxes</b>	<b>17,680,085</b>	<b>18,658,010</b>	<b>18,311,494</b>	<b>18,672,427</b>	<b>18,389,279</b>	<b>19,709,223</b>	<b>17,254,645</b>	<b>17,703,817</b>	<b>19,029,985</b>	<b>17,593,032</b>	<b>20,317,656</b>	<b>19,011,733</b>	<b>222,329,187</b>	<b>776,560,606</b>	
Cash Outflows & Transfers:															
Transfers:															
Operating Fund	325,048	-	-	-	-	-	-	-	-	-	-	-	325,048	2,019,768	
Regional Fund	6,074,263	6,442,722	6,450,584	6,580,670	6,436,248	6,898,228	6,039,126	6,196,266	6,660,495	6,157,561	7,111,180	6,654,107	77,701,449	271,089,293	
Payments to GRTC	2,603,256	2,798,402	2,746,724	2,800,864	2,758,392	2,956,383	2,588,197	2,655,543	2,854,498	2,638,955	3,047,648	2,851,760	33,300,621	116,161,125	
<b>Total transfers</b>	<b>9,002,567</b>	<b>9,241,124</b>	<b>9,197,308</b>	<b>9,381,534</b>	<b>9,194,640</b>	<b>9,854,611</b>	<b>8,627,322</b>	<b>8,851,808</b>	<b>9,514,992</b>	<b>8,796,516</b>	<b>10,158,828</b>	<b>9,505,867</b>	<b>111,327,118</b>	<b>389,290,187</b>	
Local Distributions:															
Ashland	28,669	34,903	30,933	35,497	33,312	34,764	29,833	29,625	35,607	32,348	34,036	38,363	397,889	1,321,177	
Charles City	39,251	-	-	22,696	46,691	51,433	40,817	43,763	52,460	80,902	55,388	64,718	498,117	2,270,168	
Chesterfield	2,582,822	2,716,262	2,674,022	2,709,791	2,691,537	2,860,908	2,631,447	2,668,345	2,673,970	2,491,548	3,014,916	2,706,862	32,422,491	111,526,523	
Goodland	203,589	205,763	263,704	259,466	229,874	247,323	202,930	200,726	265,258	217,094	296,873	244,043	2,835,644	9,730,705	
Hanover	1,223,007	1,241,443	1,193,624	1,358,534	1,291,206	1,346,945	1,141,201	1,144,709	1,380,170	1,246,928	1,313,449	1,487,012	15,468,228	53,743,999	
Henrico	2,775,521	3,002,053	2,843,311	2,813,901	2,937,878	3,206,708	2,673,025	2,785,960	3,023,233	2,782,230	3,142,712	2,896,631	34,843,159	123,494,537	
New Kent	163,946	219,171	232,394	251,885	190,873	208,777	189,729	190,493	215,388	216,512	286,468	261,948	2,607,383	9,162,264	
Powhatan	195,798	223,703	209,877	228,538	217,450	216,679	197,638	191,497	219,561	219,192	266,683	185,860	2,570,476	8,706,963	
Richmond	1,474,916	1,671,559	1,666,322	1,612,584	1,568,018	1,681,077	1,520,702	1,616,691	1,649,347	1,529,763	1,749,302	1,820,410	19,358,691	67,184,695	
<b>Total local distributions</b>	<b>8,677,519</b>	<b>9,414,887</b>	<b>9,114,187</b>	<b>9,290,893</b>	<b>9,194,640</b>	<b>9,854,611</b>	<b>8,627,322</b>	<b>8,851,808</b>	<b>9,514,992</b>	<b>8,796,516</b>	<b>10,158,828</b>	<b>9,505,867</b>	<b>111,002,070</b>	<b>387,270,419</b>	
Local Distribution Fund ending balance	\$ -	\$ -	\$ -	\$ -	\$ -	\$ -	\$ -	\$ -	\$ -	\$ -	\$ -	\$ -	\$ -	\$ (0)	
<b>Operating Fund</b>															
Beginning balance, July 1, 2023															\$ 678,069
Transfer from Local Distribution Fund	\$ 325,048	\$ -	\$ -	\$ -	\$ -	\$ -	\$ -	\$ -	\$ -	\$ -	\$ -	\$ -	\$ -	\$ -	\$ 325,048
Prior year accounts payable	-	-	-	-	-	-	-	-	-	-	-	-	-	-	-
Payment of operating costs	-	-	-	(144,461)	-	(184,017)	(175,564)	(53,743)	(113,832)	-	(101,930)	-	(773,347)	-	
Interest income	2,630	3,772	4,102	3,639	3,634	2,620	2,461	1,741	1,365	1,150	1,007	728	28,839	-	
<b>Operating Fund ending balance</b>	<b>\$ 327,678</b>	<b>\$ 3,772</b>	<b>\$ 4,102</b>	<b>\$ (140,822)</b>	<b>\$ 3,634</b>	<b>\$ (181,397)</b>	<b>\$ (173,113)</b>	<b>\$ (82,002)</b>	<b>\$ (112,267)</b>	<b>\$ 1,150</b>	<b>\$ (100,923)</b>	<b>\$ 728</b>	<b>\$ 256,209</b>	<b>\$ -</b>	
<b>Regional Fund</b>															
Beginning balance, July 1, 2023															\$ 198,993,043
Transfer from Local Distribution Fund	\$ 6,074,263	\$ 6,442,722	\$ 6,450,584	\$ 6,580,670	\$ 6,436,248	\$ 6,898,228	\$ 6,039,126	\$ 6,196,266	\$ 6,660,495	\$ 6,157,561	\$ 7,111,180	\$ 6,654,107	\$ 77,701,449	\$ 271,089,293	
Payment for regional projects	(234,759)	-	(219,126)	(79,657)	(38,698)	(264,855)	(21,182)	(568,971)	(2,526,162)	(62,495)	(545,543)	(1,598,467)	(6,158,914)	-	
Interest income	582,074	632,530	646,572	2,335,844	2,104,915	1,197,867	968,049	898,672	788,617	785,087	645,063	678,852	12,662,162	0	
Receivable Due from Locality	-	86,881	(41,561)	(45,321)	-	-	-	-	-	-	-	-	-	-	
<b>Regional Fund ending balance</b>	<b>\$ 6,421,578</b>	<b>\$ 7,162,133</b>	<b>\$ 6,836,469</b>	<b>\$ 8,791,536</b>	<b>\$ 8,502,465</b>	<b>\$ 7,831,241</b>	<b>\$ 6,985,993</b>	<b>\$ 6,525,968</b>	<b>\$ 4,923,950</b>	<b>\$ 6,880,154</b>	<b>\$ 7,410,720</b>	<b>\$ 5,932,491</b>	<b>\$ 283,197,740</b>	<b>\$ -</b>	

Notes:  
\* Activity month is reported. CVTA receives funds three months after the activity month.

# INVESTMENTS

# CVTA Report



**CVTA**  
Central Virginia Transportation Authority

**MONTHLY INVESTMENT REPORT**

REBECCA R. LONGNAKER, CPA, MGT  
INVESTMENT OFFICER  
424 Hull Street, Suite 300  
Richmond, VA 23224  
Office: 804-748-1201  
Email: longnakerr@chesterfield.gov  
www.chesterfield.gov/treasurer

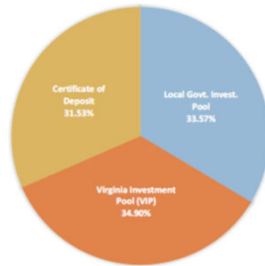
## JULY 2024

This investment report for July 2024 is presented in accordance with the Investment Policy of the Treasurer of Chesterfield County, Virginia. The objective of the policy is to obtain the highest possible yield on available financial assets, consistent with constraints imposed by safety objectives, cash flow considerations and the laws of the Commonwealth of Virginia that restrict the placement of public funds. All investments held are in compliance with this policy.

### Investments at a glance (as of 7/31/2024)

Total Book Value	\$269,858,093.49
Average Days to Maturity	60
Yield to Maturity 365 Day Equivalent	5.52%

### Investment Type Allocation



Portfolio Mix	Balance
Local Govt. Invest. Pool (LGIP)	\$90,580,852.69
Virginia Investment Pool (VIP)	\$94,202,015.80
Federal Agency Discount	\$0.00
Federal Agency Coupon	\$0.00
Corporate Bond	\$0.00
Commercial Paper	\$0.00
Certificate of Deposit	\$85,075,225.00
US Treasury Discount	\$0.00
<b>Total</b>	<b>\$269,858,093.49</b>

### Cumulative Interest Earnings FY2025



Interest earnings for July 2024 exceeded prior years. Short term yields continue to remain high to control inflation although it is expected that rates will be cut starting in September. Cash flow projections provided by the financial advisory committee will determine how long maturities may be invested.

### Benchmark Comparisons

The 91-Day Treasury Bill, 6-Month Treasury Bill and the Virginia Treasury Prime Liquidity are used as benchmarks for Central Virginia Transportation Authority's (CVTA) portfolio performance. The portfolio outperformed all of the yield benchmarks and two of the year over year benchmarks for the month of July. Short term yields remain high but are expected to decrease starting in September.

	YIELD BENCHMARKING		
	CURRENT YIELD	YEAR AGO	YoY CHANGE
Portfolio	5.52%	5.41%	0.11% pts
91-day T-Bill	5.43%	5.49%	-0.06% pts
6-month T-Bill	5.25%	5.53%	-0.28% pts
Va. Treas. Prime Liq.	4.73%	4.42%	0.31% pts

### Compliance Report

The Treasurer's Investment Policy specifies limits on categories of investments to obtain diversification and avoid incurring unreasonable risk inherent in over-investing in specific instruments. CVTA's Investment Portfolio is in compliance with the Treasurer's Investment Policy.

Investment Category	Code of Virginia			Treasurer's Investment Policy			July Actual %
	Maximum Maturity	Authorized % Limit	Rating Requirement	Maximum Maturity	Authorized % Limit	Rating Requirement	
Local Government Investment Pool (LGIP)	N/A	100%	N/A	N/A	100%	N/A	33.57%
Virginia Investment Pool Trust Fund (VIP)	N/A	100%	N/A	N/A	100%	N/A	34.90%
Federal Agency Discount	No Limit	100%	N/A	5 Years	100%	N/A	0.00%
Federal Agency Coupon	No Limit	100%	N/A	5 Years	100%	N/A	0.00%
Corporate Bonds	5 Years	100%	AA/Aa	5 Years	100%	AA/Aa	0.00%
Commercial Paper	270 Days	35%	A1/P1/F1/D1	270 Days	35%	A1/P1/AA/Aa	0.00%
Certificate of Deposit	5 Years	100%	A1/P1/AA/Aa	5 Years	100%	A1/P1/AA/Aa	31.53%
U.S. Treasury Discount	No Limit	100%	N/A	5 Years	100%	N/A	0.00%

### Understanding Key Investment Terms

Local Government Investment Pool (LGIP)	A State-administered fund that enables governmental entities to realize the economies of large-scale investing and professional funds management.
Virginia Investment Pool Trust Fund (VIP)	A fund, administered by the Virginia Municipal League (VML) and Virginia Association of Counties (VACO), that provides political subdivisions of the Commonwealth of Virginia the ability to pool their funds and invest under the direction and daily supervision of a professional fund manager.
Federal Agency Discount	Fixed income government agency obligations priced below par and maturing in more than one year.
Federal Agency Coupon	Fixed income government agency obligations with a stated interest rate and maturing in more than one year.
Corporate Bonds	Corporate Bonds are debt securities issued by publicly-held corporations to raise money for expansion or other business needs with a rating from at least two agencies of Aa by Moody's Investor Service, Inc., AA by Standard and Poors, Inc. or AA by Fitch, and a maturity of no more than five years.
Commercial Paper	"Prime Quality" paper with a maturity of 270 days or less and rated at least prime 1, A-1, or F-1 by the major credit rating agencies.
Certificate of Deposit	Negotiable certificates of deposits of domestic banks and domestic offices of foreign banks with a rating of at least A-1 or P-1 for maturities one year or less, and AA or Aa for maturities over one year and not exceeding five years.
U.S. Treasury Discount	Fixed income government securities priced below par and maturing in less than one year.